



2015 BETHUNE-COOKMAN FOOTBALL GAME NOTES

Bethune-Cookman Athletic Communications • 640 Dr. Mary McLeod Bethune Blvd. • Daytona Beach, FL 32114
BCUathletics.com • Facebook: Facebook.com/BCUathletics • Twitter: @BCUGridIron • Instagram: @BCUathletics
Home to Seven MEAC Championships (1984, 1988, 2002, 2010, 2012, 2013, 2014)

GAME INFORMATION

Date / Time: Thurs., Oct. 8, 2015 / 7:30 p.m. ET
Site: Daytona Beach, Fla. / Municipal Stadium (9,601)
National TV: ESPN

Play-by-Play: Mark Neely; **Analyst:** Jay Walker
Regional Radio: WELE 1380 AM / WSR 1490 AM /
WSOS 99.5 FM & 1170 AM
Play-by-Play: Nick Rice; **Analyst:** Larry Wesley;
Sideline: Terrance Gatling

Satellite Radio: None

Live Video Stream: WatchESPN

Twitter Updates: @BCUGridIron / @BCUathletics

Series: South Carolina State leads, 31-21-1

Daytona Beach: South Carolina State leads, 12-8

Orangeburg: South Carolina State leads, 15-8-1

Neutral Site: Bethune-Cookman leads, 5-4

First Meeting: 1956 — W, 18-7

Last Meeting: 2014 — L, 14-20

Streak: South Carolina State, 1 win

BETHUNE-COOKMAN 4-1, 2-0 MEAC

2015: 4-1, 2-0 MEAC

Ranking: NR — STATS LLC, NR — Coaches

Last Game: Oct. 3, 2015 (Durham, N.C.)
defeated N.C. Central, 28-26

Head Coach: Terry Sims (Knoxville, 1994)

Career: 4-1 (1st season)

at B-CU: 4-1 (1st season)

vs. SCSU: 0-0

Twitter: @BCUGridIron

S.C. STATE 2-2, 1-0 MEAC

2015: 2-2, 1-0 MEAC

Ranking: NR — STATS LLC, NR — Coaches

Last Game: Oct. 3, 2015 (Greenville, S.C.)
lost to Furman, 17-3

Head Coach: Buddy Pough (S.C. State, 1975)

Career: 107-49 (14th season)

at SCSU: 107-49 (14th season)

vs. B-CU: 7-6

Twitter: @SCSUathletics

B-CU COMMUNICATIONS

Bryan J. Harvey (Primary Contact) *Asst. AD for Communications*
O: 386-481-2206 C: 757-268-4561 E: harveyb@cookman.edu

Andrea Wheeler (Secondary Contact) *Associate Comm. Director*
O: 386-481-2278 C: 919-806-6689 E: wheelera@cookman.edu

Dan Ryan *Historian/Staff Writer*
O: 386-481-2240 C: 801-376-6883 E: ryand@cookman.edu

GAMEDAY HASHTAGS

#SCSUvsBCU

#BeatSCSU

#BlackOut

Fans and media are encouraged to use the hashtags #SCSUvsBCU and #BlackOut when posting or following social media content related to Thursday's game between the Wildcats and Bulldogs.



CatEye Rewind (Episode 2)

Episode 2 of *CatEye Rewind* — Selina Garcia and Bryan J. Harvey talk about the season-opener for football at Miami, while Selena Garcia goes in-depth recapping track & field and volleyball.

GAME 6

DAYTONA BEACH, FLA. (MUNICIPAL STADIUM)



NR/NR S.C. STATE BULLDOGS (2-2, 1-0)

Head Coach: Buddy Pough (South Carolina State, 1975)

Career Record: 107-49 (14th season), **Record at SCSU:** 107-49 (14th season), **Record vs. B-CU:** 7-6



at

NR/NR BETHUNE-COOKMAN WILDCATS (4-1, 2-0)

Head Coach: Terry Sims (Knoxville, 1994)

Career Record: 4-1 (1st season), **Record at B-CU:** 4-1 (1st season), **Record vs. S.C. State:** 0-0

2015 STATISTICAL LEADERS

RUSHING

	G	ATT	GAIN	LOSS	NET	AVG	TD	LG	YPG
Quentin Williams	5	60	335	87	248	4.1	0	32	49.6
Anthony Jordan	5	59	270	37	233	3.9	5	41	46.6
Michael D. Jones	5	32	189	8	181	5.7	3	50	36.2

PASSING

	G	EFF	C-A-I	PCT	YDS	TD	LG	AVG/G
Quentin Williams	5	173.33	55-84-3	65.5	875	7	56	175.0
Larry Brihn, Jr.	5	141.13	24-43-3	55.8	351	4	56	70.2


RECEIVING

	G	NO	YDS	AVG	TD	LG	AVG/G
Jawill Davis	5	17	392	23.1	5	56	78.4
Frank Brown	5	15	163	10.9	2	28	32.6
Jaime Wilson	5	12	138	11.05	3	36	27.6

STORY LINES

- Thursday night's contest between Bethune-Cookman and South Carolina State matches the two teams that have won at least a share of six of the last seven Mid-Eastern Athletic Conference championships.
- The average margin of victory over the last four games in the series between B-CU and SCSU is just 9.5 points. The two teams have split the last four meetings on the spin.
- Since 2005, B-CU has played in eight ESPN Thursday night contests. The Wildcats hold a record of 5-3 in those games, including a 1-1 mark at Norfolk State and Hampton a season ago.
- Bethune-Cookman has two fourth quarter come-from-behind wins this year at Grambling State and N.C. Central, respectfully.
- Since 2000, Bethune-Cookman owns a record of 41-15 in the month of October.
- Bethune-Cookman head coach Terry Sims and the team have honored the rest of the season to two B-CU students who's lives were taken from them — Timesha Floyd Carswell and Diona McDonald.

2015 SCHEDULE / RESULTS

	Sept. 5	at Miami (Fla.) Miami Gardens, Fla. / Sun Life Stadium (76,100) / Diquan Richardson: 5 tackles	ESPN3	L, 0-45
	Sept. 12	at Grambling State Grambling, La. / Eddie Robinson Stadium (19,600) / Jawill Davis: 8 receptions, 199 yards, 2 TDs		W, 56-53
	Sept. 19	LANE (Church & Community Day) Daytona Beach, Fla. / Municipal Stadium (9,601) / Anthony Jordan: 74 yards rushing, 1 TD	CATEYE	W, 7-3
	Sept. 26	SAVANNAH STATE* Daytona Beach, Fla. / Municipal Stadium (9,601) / Q. Williams: 9-18 passing, 207 yds (2 TDs), 100 yds rushing	CATEYE	W, 42-12
	Oct. 3	at North Carolina Central* Durham, N.C. / O'Kelly-Riddick Stadium (10,000) / Q. Williams: 13-18 passing, 248 yds (2 TDs), 76 yds rushing	ESPN3	W, 28-26
	Oct. 8	SOUTH CAROLINA STATE* Daytona Beach, Fla. / Municipal Stadium (9,601) / South Carolina State leads, 31-21-1 (0-0 under Sims)	ESPN3	7:30 p.m.
	Oct. 17	at North Carolina A&T* Greensboro, N.C. / Aggie Stadium (21,500) / Bethune-Cookman leads, 22-14 (0-0 under Sims)		1 p.m.
	Oct. 24	NORFOLK STATE* (Homecoming) Daytona Beach, Fla. / Municipal Stadium (9,601) / Bethune-Cookman leads, 17-8 (0-0 under Sims)	CATEYE	4 p.m.
	Oct. 31	at Delaware State* Dover, Del. / Alumni Stadium (7,193) / Delaware State leads, 20-17 (0-0 under Sims)		2 p.m.
	Nov. 7	MORGAN STATE* (Senior Appreciation Day) Daytona Beach, Fla. / Municipal Stadium (9,601) / Bethune-Cookman leads, 20-7 (0-0 under Sims)	CATEYE	4 p.m.
	Nov. 21	vs. Florida A&M* Orlando, Fla. / Orlando Citrus Bowl Stadium (70,000) / Florida A&M leads, 49-19-1 (0-0 under Sims)	ESPN3/ESPN3	2:30 p.m.

#5THINGS

1. Redshirt senior quarterback Quentin Williams has the best pass efficiency rating of his career at this point of a season. He also leads the MEAC in the category (173.33).
2. Running back Anthony Jordan is looking to take sole possession of fourth place on the all-time rushing touchdowns list.
3. In Blackout games, Bethune-Cookman is 2-1, with wins against North Carolina A&T (2010) and Hampton (2011), respectively.
4. With at least 150 yards passing the last five games, Bethune-Cookman is close to its longest stretch in that department since accomplishing the task five straight weeks in 2013.
5. B-CU has won three consecutive games at home.



#LIGHTNINGSTRIKE

- Bethune-Cookman head coach Terry Sims and Offensive Coordinator Jim Pry have continued the upbeat pace of the Wildcats offense.
- Drives that consist of three minutes (3:00) or less are called "Lightning Strikes", with the quick pace of the offense striking fast like lightning.
- Of the 19 drives that B-CU has scored touchdowns on this season, 18 took less than three minutes off the clock. Seven of those drives lasted less than two minutes in length.

#OCTOBERFEST

- The month of October has been a scary month for the opposition throughout the last 15 years of B-CU Football.
- Since 2000, Bethune-Cookman owns a record of 41-14 in the Halloween month, including perfect marks in 2002 (3-0), 2010 (5-0), 2012 (3-0) and 2013 (4-0).
- Five of the 14 losses occurred away from home.

41-14

#PROCATS

- Bethune-Cookman has three active #ProCats in the National Football League on active rosters for the opening of the 2015 season.
- Ryan Davis (Jacksonville Jaguars), Rashean Mathis (Detroit Lions) and Eric Weems (Atlanta Falcons) are all participating for their respected teams.
- Jean Fanor and Tavarus Dantzler are both current members of the practice squad for the Green Bay Packers.



CIRCLE THIS GUY...



- Redshirt senior quarterback Quentin Williams has engineered two come-from-behind efforts this season for Bethune-Cookman, at Grambling State and at North Carolina Central.
- Williams owns a career-best 173.33 pass efficiency rating so far this season.
- Against Savannah State, Williams became the first quarterback since Jimmie Russell (2004-07) in the 2004 *Walt Disney World Florida Classic* to pass for at least 200 yards and rush for over 100 yards.

Fun Facts



FUN FACT I

- Bethune-Cookman and North Carolina Central have a lot of common ties, that being linked to current NCCU Associate A.D. Kyle Serba. Bethune-Cookman Asst. A.D. Bryan J. Harvey, Assoc. Communications Director Andrea Wheeler and Marketing Graduate Assistant Jasmine Alston spent time under Serba as student-assistants at NCCU.

FUN FACT II

- Bryan J. Harvey, Andrea Wheeler and Jasmine Alston are all graduates of North Carolina Central University.

#SackLunch

Under the guise of Defensive Coordinator Charles "Yogi" Jones, the Bethune-Cookman defensive pressure has been relentless since his arrival in Daytona Beach. Through five games in 2015, Bethune-Cookman has accumulated eight quarterback sacks, averaging 1.6 sacks per game.



2015 TEAM COMPARISON



Record..... 4-1, 2-0 MEAC

Record..... 2-2, 1-0 MEAC

Scoring Offense..... 26.6

Scoring Offense..... 22.0

Rushing Offense 151.6

Rushing Offense 174.8

Passing Offense..... 245.2

Passing Offense..... 192.0

Pass Efficiency 162.43

Pass Efficiency 105.00

Total Offense..... 396.8

Total Offense..... 366.8

Time/Possession 28:20

Time/Possession 27:07

Sacks Allowed 2.6

Sacks Allowed 0.25

Scoring Defense 27.8

Scoring Defense 16.2

Rushing Defense 193.4

Rushing Defense 162.0

Passing Defense 200.2

Passing Defense 122.5

Pass Eff. Defense 112.14

Pass Eff. Defense 81.00

Total Defense 393.6

Total Defense 284.5

Sacks 1.6

Sacks 3.0

Tackles for Loss 6.2

Tackles for Loss 9.0

Turnover Margin -0.40

Turnover Margin -1.75

Net Punting 36.4

Net Punting 34.8

Punt Returns..... 16.5

Punt Returns..... 5.8

Kickoff Returns 19.0

Kickoff Returns 18.3

THE SERIES

SOUTH CAROLINA STATE LEADS, 31-21-1

YEAR	BC	OPP	SITE	W/L	SCORE
1956	-	-	Orangeburg	W	18-7
1957	-	-	Daytona Beach	L	0-16
1958	-	-	Orangeburg	L	0-24
1959	-	-	Orangeburg	L	6-10
1960	-	-	Daytona Beach	W	28-8
1961	-	-	Orangeburg	W	19-18
1962	-	-	Daytona Beach	W	19-0
1963	-	-	Daytona Beach	L	0-17
1964	-	-	Jacksonville, Fla.	L	6-26
1965	-	-	Orangeburg	L	6-21
1966	-	-	Jacksonville, Fla.	W	29-26
1967	-	-	Orangeburg	L	33-72
1968	-	-	Daytona Beach (HC)	L	0-27
1969	-	-	Orangeburg	T	14-14
1970	-	-	Orlando, Fla.	W	21-17
1971	-	-	Daytona Beach	W	26-7
1972	-	-	Daytona Beach	L	0-9
1973	-	-	Daytona Beach	W	13-7
1974	-	-	Orangeburg	L	8-12
1980	-	-	Orangeburg	L	0-21
1981	-	-	Orangeburg	L	6-10
1982	-	-	Orlando, Fla.	L	6-27
1983	-	-	Orangeburg	L	7-28
1984	-	-	Orlando, Fla.	W	24-23
1985	-	-	Orangeburg	W	45-36
1986	-	-	Daytona Beach (HC)	L	14-28
1987	-	-	Orangeburg	L	20-41
1988	-	-	Daytona Beach	L	17-24
1989	-	-	Ft. Lauderdale, Fla.	W	33-30
1990	-	-	Orangeburg	L	7-26
1991	-	-	Ft. Lauderdale, Fla.	Wor	24-21
1992	-	-	Orangeburg	L	7-35
1993	-	-	Daytona Beach	L	27-40
1994	-	-	Orangeburg	L	26-28
1995	-	-	Daytona Beach (HC)	L	20-42
1996	-	-	Orangeburg	L	18-20
1997	-	23	Daytona Beach (HC)	L	10-17
1998	-	-	Orangeburg	W	28-17
1999	-	-	Daytona Beach	Wor	30-27
2000	-	-	Daytona Beach	W	42-14
2001	-	-	Orangeburg	W	24-10
2002	11	18	Orangeburg	W	21-6
2003	12	-	Daytona Beach	W	31-28
2004	-	25	Orangeburg	L	14-28
2005	-	-	Jacksonville, Fla.	L	24-27
2006	-	-	Charleston, S.C.	W	45-21
2007	-	-	Daytona Beach	L	13-24
2008	-	-	Charleston, S.C.	L	19-28
2009	-	15	Daytona Beach	L	3-24
2010	-	-	Orangeburg	W	14-0
2011	24	23	Daytona Beach	L	18-26
2012	-	-	Orangeburg	W	27-14
2013	14	-	Daytona Beach (HC)	W	14-3
2014	13	-	Orangeburg	L	14-20

Daytona Beach: South Carolina State leads, 12-8

Orangeburg: South Carolina State leads, 15-8-1

Neutral Site: Bethune-Cookman leads, 5-4



A WIN OVER SOUTH CAROLINA STATE WOULD...

- Extend Bethune-Cookman's winning streak to five games.
- Allow B-CU to start MEAC play at 3-0 for the fourth consecutive year.
- Push Bethune-Cookman's FCS winning streak to five games.
- Give B-CU its ninth win over S.C. State all-time in Daytona Beach.

SERIES NOTES...

- South Carolina State leads the series against the Wildcats of Bethune-Cookman by a count of 31-21-1.
- Since 2000, B-CU holds a slight 8-7 edge in the series, including just a 3-3 mark in Daytona Beach.
- This will be just the third time in the last seven meetings that neither team is ranked in either the FCS Coaches' poll of STATS FCS (formerly *The Sports Network*) poll.

HIGH FIVE FOR DAVIS...

- Redshirt sophomore WR Jawill Davis registered a game-high 199 receiving yards in the win at Grambling State on Sept. 12. That yardage placed him fifth all-time in the B-CU record books for single game receiving yards.

BETHUNE-COOKMAN SINGLE GAME RECEIVING YARDS

1. James Adderly vs. Norfolk State, 1998	226
2. Leon Gonzalez vs. Georgia Southern, 1984	222
Sebastian Brown vs. Howard, 1985	222
4. Sebastian Brown vs. Morris Brown, 1984	215
5. Jawill Davis at Grambling State, 2015	199
6. James Adderly vs. South Carolina State, 1995	194
Morris Nobles at Norfolk State, 1995	194
8. Jeff Parker vs. Delaware State, 1990	192
9. Tarion Hubbud vs. Virginia State, 1998	184
Jeff Parker vs. North Carolina A&T, 1991	184

A MOMENT OF SILENCE...

- The Bethune-Cookman Athletics family lost two former Wildcats this past week in the form of former equipment manager and teacher Art Parissi, as well as former punter Zach Adrian.
- Zach was a punter for the Wildcats from 1998-2001, where he averaged 35.7 yards a punt on 53 kicks.
- His father, Pete Adrian – a former Bethune-Cookman defensive coordinator and Norfolk State University head coach, informed B-CU Athletics that Zach, after enduring over 300 chemotherapies, 32 radiation treatments and major surgeries on his hip and femur, passed peacefully while surrounded by family at Halifax Hospice of Volusia County.

NON-CONFERENCE SUCCESS...

- Since 2000, Bethune-Cookman is 35-11 in regular season, out-of-conference contests, earning notable victories against the likes of Alabama State, FIU (x2) and Tennessee State. During that stretch, the Wildcats are 7-2 against teams from the Southwestern Athletic Conference (SWAC), including winning the last four consecutive against the fellow HBCU Division I conference.
- Of the 11 losses in non-conference play, five have come against teams from the Football Bowl Subdivision (FBS), including Florida State, Miami (x3) and UCF.

#CELEBRATIONBOWL

- It was announced in March that the champion of the Mid-Eastern Athletic Conference (MEAC) will not

2015 BETHUNE-COOKMAN RANKINGS			
Category	Avg.	NCAA	MEAC
Pass Efficiency	162.43	8	1
Punt Returns	16.50	T-16	3
Pass Eff. Defense	112.14	27	3
Passing Offense	245.2	31	2
Passes Intercepted	0.80	T-42	4
Pass Defense	200.2	43	7
Total Offense	396.8	48	1
Scoring Offense	26.6	53	4
Tackles for Loss	6.2	T-59	6
Rushing Offense	151.6	63	4
Scoring Defense	27.8	T-65	T-3
Total Defense	393.6	66	5
Turnover Margin	-0.40 (-2)	T-74	T-6
Sacks	1.60	T-75	T-4
Rushing Defense	193.4	T-81	5
Kickoff Returns	19.0	T-82	4
Sacks Allowed	2.60	T-89	8

participate in the FCS Playoffs, as the league relinquished its automatic bid to the playoffs.

- The MEAC champion will meet the Southwestern Athletic Conference (SWAC) champion in Atlanta's Georgia Dome in the inaugural Celebration Bowl on December 19, 2015.

THURSDAY NIGHT FOOTBALL...

- It was announced over the summer that Bethune-Cookman's home game against South Carolina State will be broadcast live on Thursday night, giving the Cats a Thursday night game for the third time in the last two seasons.
- Since the agreement with ESPN was put in place for the MEAC in 2005, the Wildcats have played in a league-leading eight (8) ESPNU

RECORDS UNDER TERRY SIMS

Current Streak	Won 4
Current Home Streak	Won 2
Current Road Streak	Won 2
Last Win	28-26 at North Carolina Central (10/3/15)
Last Road Win	28-26 at North Carolina Central (10/3/15)
Last Loss	0-45 at Miami (9/5/15)
Last Road Loss	0-45 at Miami (9/5/15)

	2015	All Yrs
Home	2-0	2-0
Away	2-1	2-1
Neutral Site	0-0	0-0
Natural Grass	1-1	1-1
Artificial Turf	3-0	3-0
vs. Top 5	0-0	0-0
vs. Top 10	0-0	0-0
vs. Top 25	0-0	0-0
vs. FBS	0-1	0-1
Bowl Games	0-0	0-0
Playoff Games	0-0	0-0

Leading After 1st Qtr	1-0	1-0
Tied After 1st Qtr	2-0	2-0
Trailing After 1st Qtr	1-1	1-1
Leading at Halftime	3-0	3-0
Tied at Halftime	1-0	1-0
Trailing at Halftime	0-1	0-1
Leading After 3rd Qtr	3-0	3-0
Tied After 3rd Qtr	0-0	0-0
Trailing After 3rd Qtr	1-1	1-1
Overtime Games	0-0	0-0

Scoring First	2-0	2-0
Opponent Scoring First	2-1	2-1
Score < 20 Points	1-1	1-1
Score 20+ Points	3-0	3-0
Score 30+ Points	2-0	2-0
Score 40+ Points	2-0	2-0
Opponent Scores < 20 Points	2-0	2-0
Opponent Scores 20+ Points	2-1	2-1
Opponent Scores 30+ Points	1-1	1-1
Opponent Scores 40+ Points	1-1	1-1
Decided by 3 or Less	2-0	2-0
Decided by 10 or Less	3-0	3-0

Gain < 20 First Downs	1-1	1-1
Gain 20+ First Downs	3-0	3-0
Opponent Gains < 20 First Downs	1-0	1-0
Opponent Gains 20+ First Downs	3-1	3-1

More Rushing Yards Than Opponent	2-0	2-0
Fewer Rushing Yards Than Opponent	2-1	2-1
Rush For < 100 Yards	1-1	1-1
Rush For 100+ Yards	3-0	3-0
Opponent Rushes For < 100 Yards	1-0	1-0
Opponent Rushes For 100+ Yards	3-1	3-1

More Passing Yards Than Opponent	4-0	4-0
Fewer Passing Yards Than Opponent	0-1	0-1
Equal Passing Yards	0-0	0-0
Pass For < 200 Yards	1-1	1-1
Pass For 200+ Yards	3-0	3-0
Opponent Passes For < 200 Yards	3-1	3-1
Opponent Passes For 200+ Yards	1-0	1-0

More Total Yards Than Opponent	2-0	2-0
Fewer Total Yards Than Opponent	2-1	2-1
Gain < 300 Total Yards	0-1	0-1
Gain 300+ Total Yards	4-0	4-0
Opponent Gains < 300 Total Yards	2-0	2-0
Opponent Gains 300+ Total Yards	2-1	2-1

Commit No Turnovers	0-0	0-0
Commit < 3 Turnovers	2-1	2-1
Commit 3+ Turnovers	2-0	2-0
Force < 3 Turnovers	2-1	2-1
Force 3+ Turnovers	2-0	2-0

Commit < 6 Penalties	0-0	0-0
Commit 6+ Penalties	4-1	4-1

3rd Down % < 25	0-1	0-1
3rd Down % 25-49	2-0	2-0
3rd Down % 50+	2-0	2-0
Opponent 3rd Down % < 25	2-0	2-0
Opponent 3rd Down % 25-49	2-1	2-1
Opponent 3rd Down % 50+	1-0	1-0

Lead Time of Possession	1-1	1-1
Trail Time of Possession	3-0	3-0



WEEKLY MEDIA PLANNER: S.C. STATE GAME

5	MON	6	TUE	7	WED	8	THU	9	FRI	10	SAT	9	SUN
Practice (4 p.m.) Municipal Stadium		Practice (4 p.m.) Municipal Stadium		Practice (4 p.m.) Municipal Stadium		B-CU vs. S.C. State 7:30 p.m. Municipal Stadium		NO AVAILABILITY		NO AVAILABILITY		Practice (6:30 p.m.) Wildcat Practice Fields	
Requested players available to media after practice		MEAC Teleconference 10 a.m.		NO AVAILABILITY (Players)		Postgame Press Conference <i>B-CU locker room is closed</i>						NO AVAILABILITY (Players)	
Head Coach Terry Sims available to media after practice		Weekly Press Conference SAAC Conference Room 1 p.m.-1:30 pm (Sims)		Head Coach Terry Sims available to media after practice		Terry Sims, 20 minutes after conclusion of game; players immediately after						Head Coach Terry Sims available to media after practice	
		Requested players available to media after practice											

STATS FCS Top 25

No.	School	Rec	Prev
1.	Jacksonville State (89)	4-1	1
2.	Coastal Carolina (39)	5-0	2
3.	North Dakota State (20)	3-1	3
4.	Illinois State (1)	3-1	4
5.	James Madison (8)	5-0	6
6.	Chattanooga	3-1	8
7.	Eastern Washington	2-2	9
8.	South Dakota State	3-1	5
9.	Youngstown State	3-1	10
10.	UNI	2-2	7
11.	Sam Houston State	2-2	12
12.	Montana	3-2	13
13.	Fordham	4-1	15
14.	Villanova	2-2	14
15.	Liberty	3-2	18
16.	Richmond	3-1	19
17.	Eastern Kentucky	2-2	17
18.	Montana State	2-2	11
19.	Indiana State	3-1	21
20.	Southeastern Louisiana	3-1	22
21.	New Hampshire	3-2	20
22.	McNeese State	4-0	23
23.	North Dakota	4-1	NR
24.	Harvard	3-0	24
25.	Portland State	3-1	16

FCS Coaches' Poll

No.	School	Rec	Prev
1.	Coastal Carolina (16)	5-0	1
2.	North Dakota State (6)	3-1	2
3.	Jacksonville State (4)	4-1	3
4.	Illinois State	3-1	4
5.	James Madison	5-0	5
6.	Chattanooga	3-1	8
7.	Youngstown State	3-1	10
8.	Eastern Washington	2-2	9
9.	South Dakota State	3-1	7
10.	Northern Iowa	2-2	6
11.	Montana	3-2	12
12.	Fordham	4-1	13
13.	McNeese State	4-0	15
14.	Sam Houston State	2-2	14
15.	Liberty	3-2	18
16.	Villanova	2-2	17
17.	Southeastern Louisiana	3-1	19
18.	Richmond	3-1	20
19.	Montana State	2-2	11
20.	Eastern Kentucky	2-2	21
21.	Indiana State	3-1	24
22.	New Hampshire	3-2	23
23.	Portland State	3-1	16
24.	Harvard	3-0	25
25.	North Dakota	4-1	NR

Thursday night contests. The Wildcats hold a record of 5-3 in those contests, including wins in three of the last four games – all against Tidewater opponents Hampton and Norfolk State, respectively.

Nov. 13, 2014 – Hampton 40, #18 Bethune-Cookman 35
 Nov. 6, 2014 – #18 Bethune-Cookman 13, Norfolk State 7
 Oct. 20, 2011 – Bethune-Cookman 14, #24 Norfolk State 6
 Sept. 22, 2011 – Bethune-Cookman 35, Hampton 31
 Oct. 28, 2010 – #14 Bethune-Cookman 67, North Carolina A&T 17
 Oct. 4, 2007 – #24 Delaware State 24, Bethune-Cookman 10
 Nov. 2, 2006 – #13 Hampton 34, Bethune-Cookman 17
 Oct. 26, 2006 – Bethune-Cookman 70, North Carolina A&T 7

OFF ON TOTAL COUNT...

- Bethune-Cookman was held to its lowest total offensive output in school history in the season-opener at Miami (Fla.), amassing just 79 yards against the Miami Hurricanes.
- Previously, B-CU set the school mark for the lowest offensive production last year at Norfolk State (83 yards) in another rain-soaked atmosphere in Norfolk, Virginia. However, B-CU was successful with a victory in that ESPNU-televised contest against the Spartans.

#SHUTOUT...

- In the 45-0 loss at Miami (Fla.) to start the 2015 campaign, Bethune-Cookman was shutout for the first time since Nov. 11, 2006. In that contest, B-CU was shutout at home against Howard by a count of 28-0.
- Prior to the UMiami game, B-CU had not been shutout on the road since suffering a 17-0 setback at Delaware State, that game also taking place in torrential rainfall, on Oct. 8, 2005.

B-CU SHUTOUTS SINCE 1990

9/5/15	at Miami (Fla.)	L, 45-0
11/11/06	Howard	L, 28-0
10/8/05	at Delaware State	L, 17-0
11/30/02	at #4 Georgia Southern	L, 34-0
11/8/97	#9 Hampton	L, 27-0
11/18/95	vs. Florida A&M	L, 43-0

CATS PLACE SEVEN ON PRESEASON ALL-MEAC TEAM...

- OL **Dariusz Bladek** made his way onto the preseason all-conference first team. Bladek started in 11 games along the offensive line in 2014, primarily at the left guard position. He graded out at 91 percent on all assignments, playing an average of 93 percent of all snaps.
- RB **Michael D. Jones** and OL **Trevin Huff** earned preseason honors on the second team offense, while SS **Marquis Drayton** picked up second team honors on defense.
- QB **Quentin Williams** and RB **Anthony Jordan** landed on the third team on the offensive side of the ball. Wrapping up the all-conference preseason selections for Bethune-Cookman was P **Jonathan Cagle**.

THE FINAL COUNTDOWN...

- RB Anthony Jordan is just 268 yards away from cracking into the B-CU record books for all-time rushing yards. He currently has 1,440 yards rushing in his B-CU career. Last season, he joined former All-MEAC performer Isidore Jackson as the second 1,000-yard career rushing performer since 2010 for the Maroon and Gold.
- Jordan also owns 31 rushing scores in his B-CU career, placing him in a tie for fourth all-time for career rushing touchdowns with Pa'Tell Troutman (1998-2000).

B-CU'S FIRST OFFENSIVE PLAY OF THE SEASON (SINCE 2004)

Aug. 30, 2014	at FIU	W, 14-12	Anthony Jordan 3-yard run
Sept. 1, 2013	at Tennessee State	W, 12-9	6-yard pass (Brodrick Waters to Cary White)
Sept. 2, 2012	vs. Alabama State	W, 38-28	Incomplete pass (Jackie Wilson to Preston Cleckley)
Sept. 4, 2011	vs. Prairie View A&M	W, 63-14	Incomplete pass (Jamarr Robinson to Preston Cleckley)
Sept. 4, 2010	vs. Edward Waters	W, 70-10	47-yard pass (Matt Johnson to JeVaughn Reams)
Sept. 5, 2009	vs. Shaw	L, 6-20	Maurice Francois 7-yard run
Sept. 6, 2008	vs. Alabama State	W, 28-7	Pass incomplete (McKinson Souverain to Joe Singleton)
Sept. 1, 2007	vs. Jacksonville	W, 31-17	14-yard pass (Jimmie Russell to Paul Neufville)
Sept. 2, 2006	vs. Southern	L, 29-30	Jimmie Russell 5-yard run
Sept. 3, 2005	vs. Elizabeth City State	W, 34-7	Lawrence McCloud 11-yard run
Sept. 11, 2004	at Arkansas-Pine Bluff	W, 27-14	16-yard pass (Emmanuel Bacon to Jonathan Summers)
Sept. 5, 2015	at Miami (Fla.)	L, 0-45	Quentin Williams 2-yard run

BETHUNE-COOKMAN CAREER RUSHING YARDS

1. Isidore Jackson, 2010-13	3,277
2. Allen Suber, 2000-03	2,897
3. Pa'Tell Troutman, 1998-2000	2,839
4. Randy Walker, 1971-73	2,429
5. Wayne Allen, 1972-74	2,119
6. Jimmie Russell, 2004-07	2,305
7. Kevin Finnie, 1986-88	2,103
8. Jay Rogers, 1999-2003	1,992
9. Steve Wallace, 1994-97	1,801
10. Ricky Cliatt, 1976-79	1,708
13. Anthony Jordan, 2010-pres.	1,440

BETHUNE-COOKMAN CAREER RUSHING TOUCHDOWNS

1. Allen Suber, 2000-03	39
2. Clyde Sanders, 1953-54	36
3. Isidore Jackson, 2010-13	34
4. Pa'Tell Troutman, 1998-2000	31
Anthony Jordan, 2010-pres.	31
6. Jimmie Russell, 2004-07	29
7. Eric Weems, 2003-06	23
8. Randy Walker, 1971-73	22
9. Jay Rogers, 1999-2003	18
10. Wayne Allen, 1972-74	17



#IBackTheMEAC

- The Mid-Eastern Athletic Conference begins its 46th year of intercollegiate competition heading into the 2015-16 academic school year. Located in Norfolk, Va., the MEAC is made up of 13 outstanding historically black institutions across the Atlantic coastline
- On June 8, 1980, the MEAC was classified as a Division I conference by the NCAA. Prior to that year, the conference operated as a Division II conference. The month after it achieved Division I status, the MEAC received an automatic qualification to the NCAA Division I Men's Basketball Championship.

HELMET STICKERS...

- The Bethune-Cookman Wildcats will wear special stickers on their helmets for the remainder of the season honoring the lives of two university students who were killed just over two weeks ago.
- Head coach Terry Sims and the team are dedicating the rest of the season to Timesha Floyd Carswell and Diona McDonald, as well as playing for a fallen Wildcat from this past Wednesday morning, Zach Adrian - punter for B-CU from 1998-2001.

PLAYOFFS???

- Despite the announcement of the Celebration Bowl, a member of the MEAC still has the possibility of participating in the FCS Playoffs. A member would have to accept an at-large bid to the playoffs, which last happened with South Carolina State accepting the at-large bid in 2013.
- That same year, #12 Bethune-Cookman earned the league's automatic bid to the FCS Playoffs before falling at #11 Coastal Carolina in the opening round.

CONFERENCE MISSES...

- Bethune-Cookman's two conference "misses" in 2015 are Hampton and Howard. This will mark the first time since 1994 that B-CU is not facing the Hampton Pirates - that was a season prior to Hampton becoming a member of the MEAC. The Cats did not face the Bison of Howard in 2011 nor 2012.

MEDIA INFORMATION

COVERING THE WILDCATS

Interview requests for players and coaches after practice must be submitted by Noon the previous day. Member members wishing to write feature stories should submit feature story requests to **Bryan J. Harvey** (harveyb@cookman.edu) by 3 p.m. Sunday.

Harvey and the Bethune-Cookman Communications Staff will make every effort to schedule a separate time to accommodate those requests. Because of time constraints and academic/meeting obligations, media members may only request two (2) student-athletes and/or assistant coaches for post-practice interviews.

MEAC TELECONFERENCE

Bethune-Cookman head coach **Terry Sims** and the league's other 11 coaches will be featured on a weekly teleconference each Tuesday during the 2015 football season from 10 a.m. to 11:43 a.m., beginning Sept. 1, and concluding Dec. 1.

Each coach will have 10 minutes to make an opening statement and answer questions. There will be an audio file available of each teleconference on the Conference's official website (MEACsports.com) each Wednesday afternoon as well as a written transcript of the call.

Sims' schedule time is 10:23 a.m. to 10:33 a.m. ET each Tuesday. Media representatives wishing to participate in the teleconference should contact the MEAC Media Relations Office.

SCHEDULE OF COACHES:

10 a.m.	MEAC Notes
10:03 a.m.	Lee Hull (Morgan State)
10:13 a.m.	Alex Wood (Florida A&M)
10:23 a.m.	Terry Sims (Bethune-Cookman)
10:33 a.m.	Kenny Carter (Delaware State)
10:43 a.m.	Gary Harrell (Howard)
10:53 a.m.	Latrell Scott (Norfolk State)
11:03 a.m.	Connell Maynor (Hampton)
11:13 a.m.	Earnest Wilson III (Savannah State)
11:23 a.m.	Buddy Pough (South Carolina State)
11:33 a.m.	Rod Broadway (North Carolina A&T)
11:43 a.m.	Jerry Mack (North Carolina Central)

B-CU MEDIA EMAIL LIST

Releases Available via Email

Media members interested in receiving Bethune-Cookman football releases via email should send requests to **Bryan J. Harvey** (harveyb@cookman.edu) and **Andrea Wheeler** (wheeler@cookman.edu).

Game Day Media Policies

Only working media will be admitted to the Municipal Stadium press box. Seats will be issued according to the following criteria:

- State newspapers by circulation, wire services, national publications, newspapers from opponent's area and student newspapers from B-CU and opposing schools.
- Other daily newspapers, with preference to those that regularly cover B-CU.
- Radio and TV personnel not broadcasting, but considering reporting.
- Non-daily newspapers, with preference to those which regularly cover Bethune-Cookman Football.
- Professional football scouts.
- Freelance and/or non-daily writers may be asked to produce copies of actual publications in which their work has appeared. In some cases, these materials will be required as verification of the writers' status.



2015 MEAC STANDINGS

	Conf.		Overall		Stk
	W	L	W	L	
Bethune-Cookman	2	0	4	1	W4
North Carolina A&T	1	0	3	1	W2
South Carolina State	1	0	2	2	L1
Morgan State	2	0	2	2	W2
Norfolk State	2	0	2	3	W2
Hampton	1	2	2	3	L2
North Carolina Central	0	1	1	3	L3
Delaware State	0	1	0	4	L9
Howard	0	3	0	5	L5
Savannah State [^]	1	1	1	3	W1
Florida A&M [^]	0	2	0	5	L6

[^] - ineligible for 2015 post season

Week 6 Schedule

Thursday, October 8

South Carolina State at Bethune-Cookman, 7:30 p.m. (ESPN)

Saturday, October 10

North Carolina A&T at Norfolk State, 2 p.m.

Delaware State at Hampton, 2 p.m.

Savannah State at Morgan State, 4 p.m.

North Carolina Central at Florida A&M, 5 p.m.

All times Eastern Standard

2015 MEAC PRESEASON POLL

1.	North Carolina A&T (9)	425
2.	South Carolina State (4)	408
3.	Bethune-Cookman (1)	387
4.	North Carolina Central (4)	334
5.	Morgan State	318
6.	Hampton (2)	276
7.	Norfolk State	170
8.	Florida A&M*	164
9.	Howard	146
10.	Delaware State (1)	97
11.	Savannah State* (1)	69

*Florida A&M and Savannah State are not eligible for post season competition.

BETHUNE-COOKMAN DRESS CODE...

- For the sixth year in a row, the Wildcats are taking the field wearing the fully integrated Russell Athletics uniform system, with a perfect partnership set forth by the Mid-Eastern Athletic Conference. Under head coach **Terry Sims**, the Wildcats will **NEVER** wear the same uniform combination in any week during the season. Here's a breakdown of this year's game-by-game combinations:

WK	Helmet	Jersey	Pants
1	Grey	White	Grey
2	Gold/Maroon	White	Gold
3	White	Grey	White
4	Maroon	Maroon	Maroon
5	White	White	White

LAST YEAR...

- B-CU went 9-3 in 2014 (6-2 MEAC), claiming a share of the school's third consecutive Mid-Eastern Athletic Conference championship. One of the biggest moments of the year was the season-opening victory at FIU, marking the second time in as many years the Wildcats registered a victory over an FBS opponent. B-CU ended the season with a victory over rival Florida A&M in the annual *Florida Blue Florida Classic* at the Orlando Citrus Bowl Stadium, giving the Cats their school-record fourth consecutive win over their conference foes from Tallahassee.

2015 SCHEDULE...

- Bethune-Cookman's 2015 football schedule, with five home games at Municipal Stadium aka "The Cage", features four nationally-televised contests. The slate also sees a season-opener at ACC opponent Miami, before traveling to SWAC member Grambling State for the return of a home-and-home series with the Tigers that began a season ago in Daytona Beach. The home-opener against Lane (Sept. 19) serves as Church & Community Day, with B-CU returning home the following week in the league opening game against Savannah State (Sept. 26). B-CU then travels to N.C. Central (Oct. 3) before returning home against S.C. State (Oct. 8) for the ESPN Thursday night broadcast. B-CU travels to N.C. A&T (Oct. 17), then comes back to Daytona Beach for Homecoming against Norfolk State (Oct. 24). The Cats return to the road for a game on Halloween against Delaware State (Oct.), then comes home to "The Cage" for Senior Appreciation Day against Morgan State (Nov. 7). The regular season concludes with the *Florida Blue Florida Classic* against Florida A&M (Nov. 21) in Orlando, Fla.

TIP OF THE CAP...

- Bethune-Cookman's 2015 roster includes five players that have already earned their degree.
- The four owning degrees already from B-CU are the following: Marquis Drayton, Deitrich Johnson, Anthony Jordan, Dwayne Montgomery and Cary White.

PRESS CREDENTIALS...

- All media attending Bethune-Cookman football home games must apply for and be issued press credentials. Requests for credentials should be made in advance by email and directed to Bryan J. Harvey, Assistant Athletic Director for Communications. Priority is given to daily newspapers, major magazines and electronic media in the geographic areas of the competing teams.

CATEYE RADIO NETWORK...

- A new face and voice joins the CatEye Radio Network this season in the form of Nick Rice. A student at Bethune-Cookman University, Rice will serve as the play-by-play announcer for the Wildcats, while veteran analyst Larry Wesley joins Terrance Gatling (sideline) for the three-man broadcast throughout the 2015 campaign.

MUNICIPAL STADIUM RENOVATIONS...

- Last season, Bethune-Cookman conducted a long-term reconstruction partnership with the city of Daytona Beach, adding to the look and making several additions and much-needed renovations to Municipal Stadium.
- New seating and additions to the press level of the third floor press box were amongst the first phase of renovations.
- The latest additions are a state-of-the-art video board in the north end zone, as well as new additions to the third-level press box that will occur throughout the season.

FIND US SOCIALLY

- For all the latest information on Bethune-Cookman Wildcats Football, follow @BCUathletics or @BCUGridiron on Twitter. Fans and media can also follow the Wildcats on Instagram (@BCUathletics), Facebook (BCUathletics) and Snap Chat (BCUathletics). For the official B-CU YouTube page, please follow The BCU CatEye Network.



B-CU FOOTBALL QUICK FACTS

UNIVERSITY INFORMATION

Location	Daytona Beach, Fla.
Enrollment	4,100
Founded	1904
Nickname	Wildcats
Colors	Maroon and Gold
President	Dr. Edison O. Jackson
V.P. for Intercollegiate Athletics	Lynn W. Thompson
Conference	Mid-Eastern Athletic (MEAC)
Stadium / Capacity	Municipal Stadium / 9,601
Press Box Phone	386-671-8968/8973
Ticket Office Phone	386-481-2465

COACHING STAFF

Head Coach	Terry Sims
Record at B-CU	4-1 (1st season)
Career Record	4-1 (1st season)
Asst. HC / Tight Ends / Recruiting Coord.	Lawal McCray
Assoc. HC / Def. Coord. / LBs	Charles "Yogi" Jones
Offensive Coord. / QBs	Jim Pry
Special Teams Coordinator	Aashon Larkins
Cornerbacks	Terry Williams
Defensive Line / Recruiting Coord.	Earl Lane
Offensive Line	John Powers
Running Backs	Carl Franks
Safeties	Darrin Hayes
Wide Receivers	Will Glover
Quality Control (Defense)	Ryan Lewis
Quality Control (Offense)	Matt Johnson
Defensive Analyst	Tim Burke

SUPPORT STAFF

Chief of Staff	Jeff Fagan
Director of Player Personnel	Jean Dessein
Head Strength Coach	Corliss Fingers
Media & Video Coordinator	Russell Delaughter
Administrative Assistant to Head Coach	Lakiah Robinson
Head Football Athletic Trainer	Scott Armstrong
Equipment Manager	Michael Humphrey

COMMUNICATIONS (FOOTBALL)

Asst. AD for Communications	Bryan J. Harvey
Cell	757-268-4561
E-mail	harveyb@cookman.edu
Twitter	@SoBeeHarv
Associate Director	Andrea Wheeler
Cell	919-806-6689
E-mail	wheelera@cookman.edu
Twitter	@awheeler4
Staff Writer/Historian	Dan Ryan
Cell	801-376-6883
E-mail	ryand@cookman.edu
Twitter	@DaytonaDan
Website	www.BCUathletics.com
Football Twitter	@BCUGridIron
Mailing Address	640 Dr. Mary McLeod Bethune Blvd. Office of Athletic Communications Daytona Beach, FL 32114

NOTIN' THE OPPONENT: SOUTH CAROLINA STATE

SCSU REMEMBERS THE NINE

• The nine victims of the Emanuel African Methodist Episcopal Church shooting in Charleston on June 17 are being remembered by the South Carolina State Bulldogs throughout the 2015 football season. A specially designed sticker adorns the South Carolina football helmets this year.

A DECADE OF EXCELLENCE

• Over the last 10 years, South Carolina State has been one of the perennial powers of the Mid-Eastern Athletic Conference (MEAC). The Bulldogs have won a share of the MEAC crown each of the past two seasons, twice sharing the title with Bethune-Cookman.

MEAC/SWAC CHALLENGE CHAMPIONS...AGAIN

• South Carolina State, after a slow start, exploded for 28-second half points for a 35-7 win over the University of Arkansas Pine Bluff in the 11th annual MEAC/SWAC Challenge at The Orlando Citrus Bowl. The victory for Coach Buddy Pough's team was the third in as many appearances in the MEAC/SWAC Challenge, a game sponsored by Disney and ESPN.

SOUTH CAROLINA STATE QUICK HITS

- Head Coach Buddy Pough (14th Season)
- Career Record: 107-49
- 2015 Record: 2-2
- 2015 MEAC Record: 1-0

• The Green Bay Packers of the National Football League (NFL) signed inside linebacker Joe Thomas to their 53-man roster, filling a roster spot left open because of defensive lineman Josh Boyd's season-ending ankle injury.

Thomas (6-1, 227) a Blackville, SC native, was signed from the Dallas Cowboys' practice squad, which he joined after the Packers cut him at the end of training camp. The second-year linebacker spent last season on the Packers' practice squad. Thomas had a strong finish to his preseason, recording a sack with four tackles against the New Orleans Saints.

• In wake of the Bulldogs' 36-0 shutout of conference foe Florida A&M on Sept. 17, the league announced quarterback Caleb York and Darius Leonard to receive weekly MEAC honors.

Leonard (LB, 6-2, 200, r-So., Lake View, S.C.) posted a career-high 16 solo tackles in the Bulldogs win over Florida A&M. He registered 3.0 tackles for a loss of eight yards and one sack to aid.

York (QB, 6-1, 210, Fr., Charlotte, N.C.) led the Bulldogs to their first conference win of the season with a 36-0 victory over Florida A&M. The freshman passed for 230 yards, connecting on 18-of-37 attempts, with two touchdowns. He accounted for 248 total offensive yards, including 18 on the ground.

• The first full week of college football boasted a number of great performances, but few were as notable as Javon Hargrave, South Carolina State's outstanding defensive end. Hargrave had 7 total tackles, 4.5 tackles for loss and 2.5 sacks to lead South Carolina State in a 35-7 win Sunday over Arkansas-Pine Bluff in the 11th annual MEAC/SWAC Challenge presented by Disney in Orlando, Florida.



2015 SCHEDULE

Sept. 6	vs. Arkansas-Pine Bluff	W, 35-7
Sept. 12	Coastal Carolina	L, 14-41
Sept. 17	Florida A&M	W, 36-0
Oct. 3	at Furman	L, 3-17
Oct. 8	at Bethune-Cookman	7:30 p.m.
Oct. 17	Howard	2 p.m.
Oct. 24	at Delaware State	2 p.m.
Oct. 31	Hampton	1:30 p.m.
Nov. 7	North Carolina A&T	1:30 p.m.
Nov. 14	at Norfolk State	1 p.m.
Nov. 21	at Savannah State	1 p.m.

2014 RESULTS

Aug. 30	at Benedict	W, 63-0
Sept. 6	at Clemson	L, 7-73
Sept. 13	at Coastal Carolina	L, 3-30
Sept. 20	Furman	W, 17-7
Sept. 27	at Hampton	W, 17-10
Oct. 4	vs. North Carolina A&T	W, 13-0
Oct. 11	North Carolina Central	L, 35-48
Oct. 25	Bethune-Cookman	W, 20-14
Nov. 1	Savannah State	W, 59-7
Nov. 8	at Florida A&M	W, 34-17
Nov. 15	at Morgan State	L, 21-24
Nov. 22	Norfolk State	W, 30-20

STAT LEADERS COMPARISON

Category	B-CU	SCSU
Touchdowns	Jordan (5)	Two Players (2)
Passing TDs	Q. Williams (7)	York (3)
Pass. Efficiency	Q. Williams (173.33)	York (112.2)
Rushing Yds	Q. Williams (248)	Simmons (263)
Receiving Yds	Jawill Davis (392)	West (218)
Receptions	Jawill Davis (17)	Moody (19)
Tackles	Bridges (32)	Leonard (30)
Sacks	Evans (2.5)	Hargrave (3.5)
Interceptions	T. Simmons (2)	Five Players (1)
Punting Avg.	Cagle (37.5)	Pettitway (41.3)
Punt Ret. Avg.	Brown (21.0)	Jamison (7.5)
KO Ret. Avg.	Drayton (19.1)	Hamilton (23.2)
FG Kicking	None	Scandrett (4)



2015 BETHUNE-COOKMAN DEPTH CHART • GAME 6 vs. S.C. State

OFFENSE

QB	3	QUENTIN WILLIAMS	6-0, 190, R-Sr.
	2	Larry Brihm, Jr.	5-11, 209, R-Soph.
RB	1	ANTHONY JORDAN	6-0, 220, Grad.
	26	Cary White	5-10, 210, Grad.
RB	21	MICHAEL D. JONES	6-2, 187, Jr.
	30	Jamaruz Thompkins	5-11, 211, Jr.
WR	15	FRANK BROWN	5-11, 185, R-Soph.
	4	Jontavious Carter	6-3, 200, R-Jr.
WR	8	JAIME WILSON	5-11, 196, R-Jr.
	5	Travares Copeland	5-10, 189, Jr.
TE	86	JA-QUAN LUMAS	6-4, 225, Jr.
	85	Julian Johnson	6-3, 250, R-Sr.
LT	57	TREVIN HUFF	6-4, 270, R-Jr.
	78	Travis Turner	6-4, 290, R-Sr.
LG	66	DAZZIE MORRIS	6-2, 260, Jr.
	72	David Bryant	6-7, 336, R-Fr.
C	71	PHILLIP NORMAN	6-4, 318, R-Soph.
	63	Jarrett Tingler	6-5, 295, Jr.
RG	52	ROMIA WILSON	5-10, 310, Sr.
	77	Dariusz Bladek	6-4, 329, R-Jr.
RT	69	DWAYNE MONTGEMERY	6-5, 273, Grad.
	70	Justin Martinez	6-3, 275, R-Soph.

DEFENSE

DE	55	TODNEY EVANS	6-3, 228, R-Fr.
	49	Delwaun Beard	6-3, 235, Jr.
DT	91	KEVIN THOMPSON	6-4, 230, Soph.
	98	Junior Estelus	6-1, 286, R-Sr.
DT	50	DeMARCUS WOMACK	6-4, 305, Jr.
	53	Taivon Butler	6-2, 251, Soph.
DE	58	JAMAL THOMAS	6-2, 295, Fr.
	79	Alex Jones	6-4, 265, Fr.
OLB	16	DONALD SMITH	6-0, 218, R-Sr.
	44	Jason Smith, Jr.	6-1, 215, Sr.
MLB	42	TRENTON BRIDGES	6-0, 234, R-Fr.
	46	Atreyu Farrior	6-1, 220, R-Soph.
OLB	11	ROBERT WAY	6-1, 220, R-Sr.
	5	Veion Robinson	6-2, 207, Soph.
CB	20	JOCELYN BORGELLA, Jr.	5-6, 183, Sr.
	24	James Darby II	5-8, 180, R-Fr.
FS	34	TY'RE SIMMONS	5-9, 178, Sr.
	19	Jeremy Davis	6-0, 177, R-Jr.
SS	6	MARQUIS DRAYTON	6-1, 201, R-Sr.
	23	Michael Westray	6-1, 200, R-Jr.
CB	35	ELLIOTT MILLER	5-9, 158, Fr.
	22	Diquan Richardson	5-11, 167, Soph.

SPECIALISTS

PK	41	URIEL HERNANDEZ	5-7, 190, Fr.
	39	Javaunie Francis	6-3, 218, Fr.
KO	39	JAVAUNIE FRANCIS	6-3, 218, Fr.
	41	Uriel Hernandez	5-7, 190, Fr.
P	38	JONATHAN CAGLE	6-3, 183, Jr.
	39	Javaunie Francis	6-3, 218, Fr.
LS	64	MURPHY ALLEN	6-2, 260, R-Soph.
	26	Cary White	5-10, 210, Grad.
SS	64	MURPHY ALLEN	6-2, 260, R-Soph.
	26	Cary White	5-10, 210, Grad.
HO	38	JONATHAN CAGLE	6-3, 183, Jr.
	2	Larry Brihm, Jr.	5-11, 209, R-Soph.
PR	15	FRANK BROWN	5-11, 209, R-Soph.
	83	Courtney Bynes	5-9, 156, R-Sr.
KR	6	MARQUIS DRAYTON	6-1, 201, R-Sr.
	30	Jamaruz Thompkins	5-11, 211, Jr.

START CHART

OFFENSE						
Player	'12	'13	'14	'15	Streak	Career
Bladek	–	11	10	4	1	25
Brihm	–	–	1	–	–	1
Brown	–	–	7	3	–	10
Carter	–	6	–	1	–	7
Jawill Davis	–	–	–	4	4	4
K. Davis	–	–	1	–	–	1
Dillard	–	–	1	–	–	1
Huff	–	5	10	5	17	20
M. Jones	–	–	–	1	–	1
J. Johnson	–	–	–	1	1	1
Jordan	–	5	6	4	3	15
Lumas	–	–	1	2	1	3
Mitchell	–	–	–	5	5	5
Montgemery	–	–	9	5	11	14
Morris	–	–	4	4	–	8
Nelson	–	–	–	1	–	1
Norman	–	–	–	3	3	3
Turner	–	–	1	–	–	1
White	–	2	4	–	–	6
O. Williams	7	7	10	5	9	29
J. Wilson	–	–	7	2	–	9
R. Wilson	–	–	7	4	2	11

START CHART

DEFENSE						
Player	'12	'13	'14	'15	Streak	Career
Beard	–	–	–	3	1	3
Borgella	1	–	–	3	3	4
Bridges	–	–	–	5	5	5
Bryant	2	–	–	–	–	2
Butler	–	–	–	2	–	2
Darby	–	–	–	1	–	1
Je. Davis	–	–	–	1	–	1
Drayton	–	10	5	5	6	20
Estelus	–	–	2	1	–	3
Evans	–	–	–	3	3	3
Miller	–	–	–	4	1	4
Richardson	–	–	–	1	–	1
T. Simmons	–	–	11	5	16	17
Smith	1	4	10	5	9	20
Thomas	–	–	–	5	5	5
K. Thompson	–	–	–	2	–	2
Way	–	–	1	5	5	6
Westray	–	–	1	–	–	1
A. Williams	–	–	6	–	–	6
T. Williams	–	–	–	2	–	2
Womack	–	–	–	2	2	2

START CHART

SPECIAL TEAMS						
Player	'12	'13	'14	'15	Streak	Career
Cagle	–	12	11	5	28	28
Francis	–	–	–	5	5	5
Hernandez	–	–	–	4	4	4
Murphy	–	–	11	5	16	16

PRONUNCIATION GUIDE

Delwaun Beard	DELL-won
Dariusz Bladek	DARE-ee-YOU-sh
	BLAY-deck
Jocelyn Borgella	BORE-jell-ah
Patrick Byndloss	Bend-LOSS
Jontavious Carter	John-TAY-VEE-us
Travares Copeland	Trey-VAR-us
Marquis Drayton	Mar-KEYS
Junior Estelus	ESS-tell-US
Atreyu Farrior	Uh-TREY-you
Javaunie Francis	Juh-VAUGHN-ee
Uriel Hernandez	YOUR-ee-ell
Metuschellah Jeudy	Muh-TWO-SHELL-uh
	JUDY
Ja-Quan Lumas	Jew-KWAN
Deonte Mayo	DEE-on-TAY
	MAY-OH
Alexander Morales	More-RAHL-es
Dre'Sean Nelson	DRAY-shun
Werley Placide	Whirl-EE
	Pluh-SEED
DiShawn Ray	DEE-sean
Veion Robinson	VEE-on
Nicholas Roos	REWS
Jamaruz Thompkins	Juh-MARE-us
Akevious Williams	Ah-KEY-VEE-us
Romia Wilson	Roe-MY-uh



TERRY SIMS

**Head Coach, First Season
Knoxville, 1994**

Terry Sims was introduced as the 15th head coach at Bethune-Cookman University on December 22, 2015. The 43-year old native of Jesup, Georgia took over the program after spending the previous five years as an assistant coach for the Wildcats. While the 2015 season will be his first as head coach, it will be his sixth year overall with the Maroon and Gold of Bethune-Cookman.

Sims is recognized nationally by several collegiate and professional coaches as “a head coach that is just now getting his program”, after being viewed as head coach material for quite some time – though continuing to serve as an assistant. His football knowledge and defensive prowess is unparalleled, and viewed by many as second-to-none. Since his arrival in Daytona Beach back in 2010, the Wildcats defense has consistently ranked in the top 25 statistically in several categories.

In his five years prior to accepting the head coaching position with the Maroon and Gold, Sims served as assistant head coach. He oversaw a variety of the day-to-day duties of the B-CU program, as well as working extensively with the safeties, and serving as special teams coordinator. He helped to coach a number of Mid-Eastern Athletic Conference all-league performers, in addition to 2013 All-America safety Nick Addison.

In 2014, B-CU once again captured no less than a share of the school’s seventh MEAC crown all-time, as well as the fourth title in the last five seasons. Once again, the defensive side of the ball was a huge part of that success, as they finished in the top three of several categories in the league, as well as nationally.

The defensive unit finished atop the FCS for total defense and rush defense. The Cats allowed just 237.5 yards per game to their opposition, while also allowing just 79.9 yards per game on the ground. The team would go on to finish second in the FCS for first downs defense, and seventh nationally in passing yards allowed (157.6 p/g).

During the 2013 campaign, the B-CU secondary once again caused havoc amongst opposing offenses around the MEAC and nation alike. In all, 14 of the team’s 19 interceptions were recorded by the secondary, including a team-high five by safety Nick Addison. The unit finished third in the MEAC for pass defense, allowing just 149.2 yards per game through the air. The Wildcats finished second in the league for interceptions, grabbing 19 and returning three for scores. That number allowed them to finish tied for fifth nationally for passes intercepted, and on the third-fewest passes attempted (326) among the top 20 team for that category.

In 2012, the Wildcats stood as the third-best team in the nation for passes intercepted, bringing down 20 on the campaign. They also improved a spot from 12th in passing defense in 2011, up to 11th in 2012. The Cats’ 20 interceptions also ranked as the most for any team sitting in the top 25 for passing defense overall. In passing efficiency defense, the Wildcats were second in the nation. For scoring defense, Bethune-Cookman not only finished second in the MEAC, but 10th nationally.

In capturing their second MEAC crown in three years, the Wildcats defense helped limit the opposition all season long in 2012. As a unit, the Cats finished second in scoring defense in the league, in addition to third in total defense. Since his arrival, the B-CU defense has finished no lower than fourth in the league in those categories.

In takeaways, the B-CU defense sat atop the league with +18 in turnover margin. That comes on the heels of the team finishing atop the league in red zone defense. That was up a space from 2011 where they finished the season second in the league.

During the 2011 campaign, the Wildcats improved nationally to 14th in the NCAA FCS in pass defense, holding opponents to just 174.5 yards passing per game.

Sims aided Bethune-Cookman in reaching fourth in the final NCAA FCS rankings for pass efficiency defense (93.97) in 2010, in addition to ranking 25th nationally in pass defense (174.92 YPG). His defensive backs combined for 13 interceptions, making a big contribution to B-CU’s number one ranking in the NCAA for turnover margin.

Before arriving in Daytona Beach, Sims spent four seasons as recruiting coordinator, special teams coordinator and defensive backs coach at Howard University. Prior to moving into the MEAC, Sims coached cornerbacks at the University of Louisiana at Lafayette for two seasons, working to improve passing coverage, and aiding the Ragin’ Cajuns in attaining top-25 national pass defense rankings.

An experienced coach with ties to Texas and the Mid-Atlantic region, Sims previously served in the secondary at Prairie View A&M. While working with the Panthers, Sims coached the defensive backs, in addition to kick returners. He was also in charge of breaking down film and preparing opponent scouting reports. Additionally, he was active in the planning of recruiting weekends, organizing on-and-off campus recruiting, while serving the role of academic and compliance liaison.

Prior to joining the PVAMU staff in 2004, Sims was the defensive backs coach at Texas Southern University in Houston, also serving as the assistant head coach for three seasons and was recruiting and video coordinator.

During his four-year term with the Tigers, Sims coached some of the top defensive backs in the Southwestern Athletic Conference, including Santino Hall, who finished the 2001 season leading the conference in pass breakups with 20, and Oliver Celestine, who led TSU in interceptions and broke the school record for yards on an interception return. Both players went on to play professionally (Celestine: NY Jets, Hall: Saskatchewan Roughriders).

Before coaching at TSU, Sims worked with the running backs at Austin Peay for three seasons. He produced the 1997 Offensive MVP, Chris Black, and DeAunta McAfee, who tied the school touchdown record.

Sims began his coaching career as a student assistant in 1994, working with the linebackers at his alma mater, Knoxville College. His next stop was at the University of Louisville, where he assisted the defensive backs as a graduate assistant in 1995 and had the opportunity to work with Sam Madison, who set the school record for interceptions (16) and passes defended (44), going on to be a four-time Pro Bowl selection with the Miami Dolphins and tie the NFL interception record (21).

Sims is a 1994 graduate of Knoxville College, where he was a team captain as a defensive back on the gridiron, while also patrolling center field in baseball. He would go on to earn his Master’s Degree from Louisville in 1997. A native of Jesup, Ga., Sims is married to Joyce. The couple has two children: daughter Sierra, and son Xavier.



SIMS FILE

PERSONAL

Hometown	Jesup, Ga.
Education	Knoxville, 1994 (B.S., Psychology) Louisville, 1997 (M.Ed., Education)
Family	wife Joyce; daughter Sierra; son Xavier

COACHING EXPERIENCE

1994	Linebackers (Student Assistant), Knoxville
1995-96	Defensive Backs (Graduate Assistant), Louisville
1997-99	Running Backs/Recruiting Coord., Austin Peay
2000	Defensive Backs/Recruiting Coord., Texas Southern
2001-03	Asst. Head Coach/Defensive Backs, Texas Southern
2004	Defensive Backs/Special Teams, Prairie View A&M
2005-06	Cornerbacks, UL-Lafayette
2006-09	DBs/Special Teams/Recruiting Coord., Howard
2006-09	DBs/Special Teams/Recruiting Coord., Howard
2010-14	Asst. HC/Safeties/Special Teams, Bethune-Cookman
2015	Head Coach, Bethune-Cookman

FCS PLAYOFF EXPERIENCE, COACH (3)



2010	Second Round vs. New Hampshire
2012	First Round vs. Coastal Carolina
2013	First Round at Coastal Carolina

PLAYING EXPERIENCE

1990-93	Knoxville
----------------	-----------



GAME RECAPS

GAME 1 • MIAMI GARDENS, FLA. • SUN LIFE STADIUM			
		BETHUNE-COOKMAN	0
		MIAMI (FLA.)	45
SCAN QR CODE FOR: Photos, Stats, Interviews, Highlights, Game Replay			

GAME NOTES

- The 45-0 loss tonight marks the first shutout loss for the Wildcats in a span of 94 games, dating back to Nov. 11, 2006.
- The loss for Bethune-Cookman marks the fourth of its kind against an Atlantic Coast Conference opponent. B-CU is 0-3 against Miami, and 0-1 against Florida State.
- In his second game ever as a kick returner, SS Marquis Drayton logged five kickoff returns for 110 yards – including a 31-yarder after the weather delay.
- With Bethune-Cookman trailing 10-0 in the second quarter, a delay of over an hour – officially one hour and 14 minutes, stopped play due to inclement weather. The delay forced the third and fourth quarters to be just 10 minutes in length.
- Despite Quentin Williams getting the start, both Larry Brihm and Williams saw action under center. That marks the fifth consecutive season B-CU has used a two-quarterback system.

STATISTICS

SCORING	1	2	3	4	OT	F
Bethune-Cookman	0	0	0	0	—	0
Miami (Fla.)	7	24	7	7	—	45

SCORING SUMMARY

1st	6:42	UM	Dobard 5 pass from Kaaya (Badgley kick)
2nd	12:21	UM	Badgley 25 field goal
	3:42	UM	Scott 17 pass from Kaaya (Badgley kick)
	2:21	UM	Yearby 25 run (Badgley kick)
	1:37	UM	Elder 72 punt return (Badgley kick)
3rd	2:14	UM	Walton 5 run (Badgley kick)
4th	2:27	UM	Gray 1 run (Badgley kick)

TEAM STATISTICS

	BCU	UM
FIRST DOWNS	5	20
RUSHES-YARDS (NET)	35-53	26-195
PASSING YDS (NET)	26	184
Passes Att-Comp-Int	11-4-2	31-17-0
TOTAL OFFENSE PLAYS-YARDS	46-79	57-379
Fumble Returns-Yards	0-0	0-0
Punt Returns-Yards	1-11	4-83
Kickoff Returns-Yards	5-110	1-27
Interception Returns-Yards	0-0	2-4
Punts (Number-Avg)	10-37.0	4-44.0
Fumbles-Lost	1-0	2-1
Penalties-Yards	8-60	4-30
Possession Time	27:38	22:22
Third-Down Conversions	1 of 12	3 of 11
Fourth-Down Conversions	0 of 1	2 of 2
Red-Zone Scores-Chances	0-0	5-5
Sacks By: Number-Yards	1-7	5-35

INDIVIDUAL STATISTICS

RUSHING: BCU — Thompkins 3-14; Jordan 6-12; Q. Williams 15-11; Brihm 4-11; White 2-8. UM — Walton 10-85; Gray 8-77; Yearby 6-40.

PASSING: BCU — Q. Williams 2-7-1-8; Brihm 2-4-1-18. UM — Kaaya 16-27-0-173, 2 TD; Rosier 1-4-0-11.

RECEIVING: BCU — Wilson 2-18; Davis 1-10; Jordan 1-minus 2. UM — Scott 6-100; Dobard 2-20; Coley 2-11; Waters 2-10; Yearby 2-8; Lewis 1-17; Gray 1-11; Berrios 1-7.

INTERCEPTIONS: BCU — None. UM — Burns 1-4; Jenkins 1-0.

FUMBLES: BCU — M. Jones 1-0. UM — Kaaya 1-1; Gray 1-0.

SACKS (UA-A): BCU — Evans 1-0. UM — Gayot 1-1; Elder 1-0; Harris 0-1; McCord 0-1; Kamalu 0-1; Norton 1-0.

TACKLES (UA-A): BCU — D. Richardson 4-1; Way 3-1; Drayton 3-0; Beard 2-1; T. Simmons 2-1; Darby 2-1; Miller 2-1; Thompson 2-1; Mayo 1-2. UM — Harris 2-3; Gayot 3-1; McCray 2-2; Jackson 1-3; Elder 3-0; McCord 2-1; Johnson 1-2; Grace 1-2.

GAME 2 • GRAMBLING, LA. • EDDIE G. ROBINSON STADIUM			
		BETHUNE-COOKMAN	56
		GRAMBLING STATE	53
SCAN QR CODE FOR: Photos, Stats, Interviews, Highlights, Game Replay			

GAME NOTES

- Terry Sims tallied his first win as a collegiate head coach in the victory on the road.
- The 56 points by Bethune-Cookman is the most since scoring 66 against Virginia Union on Sept. 7, 2013. The last time B-CU scored 56 or more points against a Division I opponent was a 59-point outburst against Savannah State on Nov. 12, 2011.
- Bethune-Cookman's victory gives the Wildcats their first winning streak (consecutive wins) against Grambling State for the first time in history.
- Redshirt sophomore WR Jawill Davis hauled in a career-best eight catches for a career-high 199 yards and two touchdowns in a come-from-behind win for Bethune-Cookman over Grambling State on the road in Louisiana. For Davis, the touchdown receptions were the first two of his career.

STATISTICS

SCORING	1	2	3	4	OT	F
Bethune-Cookman	0	14	14	28	—	56
Grambling State	7	7	10	29	—	53

SCORING SUMMARY

1st	4:05	GS	J. Williams 5 run (Orozco kick)
2nd	9:29	GS	C. Williams 4 pass from J. Williams (Orozco kick)
	6:56	BC	Lumas 5 pass from Brihm (Hernandez kick)
	1:11	BC	Brown 7 pass from Brihm (Hernandez kick)
3rd	13:18	GS	Orozco 42 field goal
	6:39	BC	J. Wilson 8 pass from Brihm (Hernandez kick)
	4:11	GS	C. Williams 0 fumble recovery (Orozco kick)
	2:15	BC	Jordan 2 run (Hernandez kick)
4th	14:56	GS	Orozco 41 field goal
	13:18	GS	Jolivet safety
	11:39	GS	Orozco 42 field goal
	9:08	BC	Brown 8 pass from Q. Williams (Q. Williams rush failed)
	7:34	BC	Jawill Davis 29 pass from Q. Williams (Hernandez kick)
	5:06	GS	Carter 35 run (Orozco kick)
	3:37	BC	Jawill Davis 28 pass from Q. Williams (Carter pass from Q. Williams)
	1:48	BC	Jordan 41 run (Hernandez kick)
	0:54	GS	Rogers 12 pass from J. Williams (Orozco kick)

TEAM STATISTICS

	BCU	GSU
FIRST DOWNS	24	30
RUSHES-YARDS (NET)	36-60	42-177
PASSING YDS (NET)	463	347
Passes Att-Comp-Int	48-34-0	48-31-1
TOTAL OFFENSE PLAYS-YARDS	84-523	90-524
Fumble Returns-Yards	0-0	0-0
Punt Returns-Yards	1-4	2-11
Kickoff Returns-Yards	8-151	8-174
Interception Returns-Yards	1-0	0-0
Punts (Number-Avg)	8-31.0	5-44.2
Fumbles-Lost	4-1	4-2
Penalties-Yards	7-111	11-139
Possession Time	32:43	27:17
Third-Down Conversions	8 of 17	3 of 14
Fourth-Down Conversions	0 of 0	1 of 2
Red-Zone Scores-Chances	5-5	4-5
Sacks By: Number-Yards	2-14	5-27

INDIVIDUAL STATISTICS

RUSHING: BCU — Jordan 12-33; M.D. Jones 5-27.

GSU — J. Williams 17-61; Carter 10-54; Kelly 12-48.

PASSING: BCU — Brihm, Jr. 17-26-0-219, 3 TD;

Q. Williams 17-22-0-244, 3 TD. GSU — Williams 31-48-1-347, 4 TD.

RECEIVING: BCU — Jawill Davis 8-199; Mitchell 6-85; Brown 6-65;

J. Wilson 5-44. GSU — C. Williams 11-140; Rogers 8-98;

Hunter 2-26.

INTERCEPTIONS: BCU — Drayton 1-0. GSU — None.

FUMBLES: BCU — Jordan 2-1; Mitchell 1-0; Q. Williams 1-0.

GSU — Carter 1-0; Bazile 1-1; Kelly 1-1; C. Williams 1-0.

SACKS (UA-A): BCU — Evans 1-1; Butler 0-1. GSU — Jolivet 2-0;

Bailey 1-0; Roach 1-0; Madise 1-0.

TACKLES (UA-A): BCU — Richardson 7-4; Evans 5-3; Bridges 3-5; Way 5-2; T. Simmons 4-2; A. Williams 4-0; Beard 4-0. GSU — Taylor 2-6; Stallworth 6-1; Griffith 4-3; Jackson 4-2; Jolivet 5-0.

GAME 3 • DAYTONA BEACH, FLA. • MUNICIPAL STADIUM			
		LANE	3
		BETHUNE-COOKMAN	7
SCAN QR CODE FOR: Photos, Stats, Interviews, Highlights, Game Replay			

GAME NOTES

- With just a field goal surrendered, the Bethune-Cookman defense registered its first game at home without allowing a touchdown since collecting a 48-3 win over Norfolk State on Oct. 20, 2012.
- Anthony Jordan's 74 yards rushing led the Wildcats to a season-best 209 yards on the ground. Michael D. Jones added 70 and Quentin Williams supplied 63 from his quarterback position.
- Linebackers Robert Way and Donald Smith each tallied a team-high nine tackles, while Way chipped in with 2.5 tackles for loss.
- With a win in his home debut, Terry Sims joins Larry Little, Alvin B. Wyatt, Sr. and Brian Jenkins as head coaches to win their home debut inside Municipal Stadium.
- The 7-3 victory was the first time the Wildcats failed to reach double figures at home since a 24-3 loss to South Carolina State on September 12, 2009.

STATISTICS

SCORING	1	2	3	4	OT	F
Lane	0	0	0	3	—	3
Bethune-Cookman	0	7	0	0	—	7

SCORING SUMMARY

2nd	9:23	BC	Jordan 9 run (Hernandez kick)
4th	6:38	LC	Moore 28 field goal

TEAM STATISTICS

	LANE	BCU
FIRST DOWNS	17	20
RUSHES-YARDS (NET)	40-180	40-209
PASSING YDS (NET)	108	186
Passes Att-Comp-Int	24-11-0	22-15-1
TOTAL OFFENSE PLAYS-YARDS	64-288	62-395
Fumble Returns-Yards	1-12	0-0
Punt Returns-Yards	0-0	3-78
Kickoff Returns-Yards	2-34	2-36
Interception Returns-Yards	1-0	0-0
Punts (Number-Avg)	5-39.2	4-43.2
Fumbles-Lost	0-0	2-2
Penalties-Yards	8-57	8-124
Possession Time	31:35	28:25
Third-Down Conversions	5 of 13	6 of 11
Fourth-Down Conversions	0 of 1	1 of 1
Red-Zone Scores-Chances	1-2	1-4

INDIVIDUAL STATISTICS

RUSHING: LANE — Willingham 5-70; Reynolds 21-61; Mitchell 3-30;

Bush 7-13. BCU — Jordan 15-74; M.D. Jones 9-70;

Q. Williams 15-63; J. Wilson 1-2.

PASSING: LANE — Reynolds 11-24-0-108.

BCU — Q. Williams 14-19-1-168; Brihm 1-3-0-18.

RECEIVING: LANE — Thomas 3-45; Mitchell 2-36; Hampton 2-7;

Crawford 1-12; Gaines 1-7; Willingham 1-5. BCU — Brown 6-55;

J. Davis 3-48; M.D. Jones 2-28; J. Wilson 2-19; Carter 1-28;

Robinson 1-8.

INTERCEPTIONS: LANE — Coates 1-0. BCU — None.

FUMBLES: LANE — None. BCU — Q. Williams 1-1; Drayton 1-1.

SACKS (UA-A): LANE — None. BCU — Farrior 1-1; Butler 0-1;

Beard 0-1; T. Simmons 0-1.

TACKLES (UA-A): LANE — Brown 12-3; Kelly 6-4; Craig 3-4; Hill 2-4;

Blackmon 2-3; Wrancher 4-0. BCU — Way 6-3; Smith 4-5;

Bridges 2-5; Borgella 2-3; Butler 3-1; Thomas 2-2; T. Simmons 1-3;

Thompson 3-0; Miller 2-1; Farrior 2-1.



GAME RECAPS

GAME 4 • DAYTONA BEACH, FLA. • MUNICIPAL STADIUM			
		SAVANNAH STATE	12
		BETHUNE-COOKMAN	42
SCAN QR CODE FOR: Photos, Stats, Interviews, Highlights, Game Replay			

GAME NOTES

- For the second consecutive game, the Bethune-Cookman defense failed to allow an offensive touchdown from the opposition. The only touchdown allowed came off an interception in the end zone by the Savannah State defense.
- The B-CU defense allowed just 91 yards rushing, marking the first time this season the defense held an opponent under 100 yards rushing in a contest. It is also the second consecutive game the defense has not allowed a rushing touchdown.
- Cornerback Jocelyn Borgella, Jr. logged his second career interception in the victory over Savannah State. In fact, both of the walk-ons' interceptions have come against Savannah State, with the last being a pick in 2013 at home against the Tigers in the friendly confines of Municipal Stadium.
- Redshirt senior quarterback Quentin Williams passed for a game-high 207 yards (just under a career-high of 22 from a season ago), and rushed for 100 yards. He became the first quarterback to pass for at least 200 yards and rush for at least 100 in a game since Jimmie Russell in 2004 (vs. FAMU – 325 passing / 101 rushing). Williams also tied a career-high with two passing touchdowns.

STATISTICS

SCORING	1	2	3	4	OT	F
Savannah State	3	0	0	9	—	12
Bethune-Cookman	7	14	7	14	—	42

SCORING SUMMARY

1st	6:10	SSU	Barron 38 FG
	3:07	BC	Wilson 13 pass from Q. Williams (Hernandez kick)
2nd	5:08	BC	Jordan 11 run (Hernandez kick)
	1:20	BC	Jawill Davis 56 pass from Brihm (Hernandez kick)
3rd	6:19	BC	M.D. Jones 2 run (Hernandez kick)
4th	13:37	SSU	Barron 42 FG
	12:41	SSU	Myers 0 interception return (Wilson rush failed)
	9:37	BC	Wilson 8 pass from Q. Williams (Hernandez kick)
	6:53	BC	M.D. Jones 50 run (Hernandez kick)

TEAM STATISTICS

	SSU	BCU
FIRST DOWNS	21	27
RUSHES-YARDS (NET)	36-91	42-289
PASSING YDS (NET)	184	303
Passes Att-Comp-Int	36-20-1	27-13-1
TOTAL OFFENSE PLAYS-YARDS	72-275	69-592
Fumble Returns-Yards	0-0	0-0
Punt Returns-Yards	1-4	1-6
Kickoff Returns-Yards	4-61	4-67
Interception Returns-Yards	1-0	1-0
Punts (Number-Avg)	5-35.0	3-50.7
Fumbles-Lost	3-1	1-1
Penalties-Yards	6-41	23-212
Possession Time	32:19	27:41
Third-Down Conversions	3 of 15	5 of 9
Fourth-Down Conversions	2 of 3	0 of 1
Red-Zone Scores-Chances	1-4	4-4
Sacks By: Number-Yards	0-0	2-17

INDIVIDUAL STATISTICS

RUSHING: SSU — R. Williams 15-79; Spaulding 11-32; Frazier 1-4; Berry 3-4. BCU — Q. Williams 9-100; M.D. Jones 11-77; Jordan 12-54; Thompkins 3-25; Brihm 5-22.

PASSING: SSU — Spaulding 11-21-0-102; Handler 9-15-1-82. BCU — Q. Williams 9-18-0-207, 2 TD; Brihm 4-9-1-96, 1 TD.

RECEIVING: SSU — J. Harris 5-37; K. Wilson 4-39; Carrera 4-38; London 2-19; Berry 1-20; Frazier 1-11; Hagan 1-9. BCU — Jawill Davis 3-77; Wilson 3-57; Mitchell 2-57; Lumas 2-47; M.D. Jones 1-43; Brown 1-13; Nelson 1-9.

INTERCEPTIONS: SSU — Myers 1-0. BCU — Borgella 1-0.

FUMBLES: SSU — Spaulding 2-1; Livingston 1-0.

BCU — Q. Williams 1-1.

SACKS (UA-A): SSU — None. BCU — J. Smith 1-0; Placide 1-0.

TACKLES (UA-A): SSU — M. Smith 3-5; L. Jordan 2-4; Myers 0-5; Crowley 3-1; Bennett 3-1; Bailey 3-1; Mobley 1-3; Hilliard 0-4; Simmons 0-4; Ashford 1-2; T. Simmons 1-2; Goubadia 0-3. BCU — J. Smith 3-4; Farrior 2-4; Evans 1-4; Borgella 1-3; Beard 1-3; T. Simmons 1-3; Richardson 1-3; Thompson 0-4.

GAME 5 • DURHAM, N.C. • O'KELLY-RIDDICK STADIUM			
		BETHUNE-COOKMAN	28
		GRAMBLING STATE	26
SCAN QR CODE FOR: Photos, Stats, Interviews, Highlights, Game Replay			

GAME NOTES

- For the second consecutive season, Bethune-Cookman held a potential game-winning field goal attempt and came up big with a special teams play. Last year, B-CU thwarted an FIU potential attempt for the school's second win over an FBS opponent.
- With the 28-26 victory, Bethune-Cookman moved to 4-1 on the campaign. However, the win was the third of its kind that saw a B-CU margin of victory by four points or less – including the second consecutive on the road.
- Redshirt senior quarterback Quentin Williams was once again instrumental in engineering a come-from-behind victory for the Wildcats – the second of its kind on the road this season for Bethune-Cookman. The Tampa native was a perfect 5-for-5 through the air in the fourth quarter, connecting for a touchdown and rushing for 58 yards.
- All four Bethune-Cookman touchdowns took less than three minutes off the clock – the longest being a 2:40 drive to end the third quarter. Those four lightning strikes give the Wildcats 17 scoring drives out of 18 on the campaign that have taken less than three minutes off the clock.

STATISTICS

SCORING	1	2	3	4	OT	F
Bethune-Cookman	0	7	7	14	—	28
N.C. Central	0	6	20	0	—	26

SCORING SUMMARY

2nd	9:28	BC	Jordan 5 run (Hernandez kick)
	6:02	NCC	Macauley 36 field goal
	0:17	NCC	Macauley 26 field goal
3rd	11:19	NCC	Bell 4 run (Thompson rush failed)
	7:51	NCC	McClain 5 run (Macauley kick)
	3:36	NCC	Bell 1 run (Macauley kick)
	0:52	BC	Jawill Davis 29 pass from Q. Williams (Hernandez kick)
4th	14:07	BC	Jawill Davis 29 pass from Q. Williams (Hernandez kick)
	10:50	BC	M.D. Jones 6 run (Hernandez kick)

TEAM STATISTICS

	BCU	NCCU
FIRST DOWNS	16	30
RUSHES-YARDS (NET)	37-147	60-324
PASSING YDS (NET)	248	178
Passes Att-Comp-Int	19-13-2	33-18-2
TOTAL OFFENSE PLAYS-YARDS	56-395	93-502
Fumble Returns-Yards	0-0	0-0
Punt Returns-Yards	0-0	1-8
Kickoff Returns-Yards	2-36	4-85
Interception Returns-Yards	2-16	2-0
Punts (Number-Avg)	5-29.8	4-31.2
Fumbles-Lost	2-1	2-1
Penalties-Yards	8-101	9-69
Possession Time	25:15	34:45
Third-Down Conversions	4 of 11	10 of 19
Fourth-Down Conversions	0 of 0	1 of 1
Red-Zone Scores-Chances	2-4	5-6
Sacks By: Number-Yards	0-0	3-15

INDIVIDUAL STATISTICS

RUSHING: BCU — Q. Williams 14-76; Jordan 14-60; M.D. Jones 3-10; Brihm 4-8. NCCU — McClain 23-144; Bell 18-93; Augustus 10-47; Simpson 8-38; Smith 1-2.

PASSING: BCU — Q. Williams 13-18-1-248, 2 TD; Brihm 0-1-1-0.

NCCU — Bell 18-31-2-178; L. Smith 0-1-0-0; TEAM 0-1-0-0.

RECEIVING: BCU — Nelson 4-65; Jawill Davis 2-58; Brown 2-30; Jordan 2-8; Carter 1-56; Lumas 1-22. NCCU — J. Smith 6-46; Wilkes 3-14; R. Simpson 2-25; Lanier 2-7.

INTERCEPTIONS: BCU — T. Simmons 2-16. NCCU — Moore 2-0.

FUMBLES: BCU — Q. Williams 2-1. NCCU — Augustus 1-0;

Henry-Ajudua 1-1.

SACKS (UA-A): BCU — None. NCCU — Brown 0-2; Thompson 1-0; T. Smith 0-1; Livingston 0-1.

TACKLES (UA-A): BCU — Smith 4-9; Bridges 7-5; Borgella 7-5; Richardson 4-5; Thomas 6-1; Drayton 5-2; A. Williams 5-1; Way 3-2. NCCU — Moore 9-2; Thompson 3-6; Miles 5-2; Brown 3-4.



2015 STATISTICS (OVERALL: 4-1, MEAC: 2-0, HOME: 2-0, AWAY: 2-1, NETRAL: 0-0)

RESULTS

4-1 (2-0 MEAC)

DATE	BC	OPP	OPPONENT	W/L	SCORE	ATT
Sept. 5	—	—	at Miami (Fla.)	L	0-45	43,467
Sept. 12	—	—	at Grambling State	W	56-53	10,627
Sept. 19	—	—	Lane	W	7-3	5,026
Sept. 26	—	—	• Savannah State	W	42-12	5,975
Oct. 3	—	—	• at N.C. Central	W	28-26	2,024
Oct. 8	—	—	• South Carolina State			
Oct. 17	—	—	• at North Carolina A&T			
Oct. 24	—	—	• Norfolk State			
Oct. 31	—	—	• at Delaware State			
Nov. 7	—	—	• Morgan State			
Nov. 21	—	—	• vs. Florida A&M			

TEAM STATISTICS

	BCU	OPP
SCORING	133	139
Points Per Game	26.6	27.8
Points Off Turnovers	35	23
FIRST DOWNS	92	118
Rushing	37	55
Passing	49	48
Penalty	6	15
RUSHING YARDAGE	758	967
Yards gained rushing	927	1105
Yards lost rushing	169	138
Rushing Attempts	190	204
Average Per Rush	4.0	4.7
Average Per Game	151.6	193.4
TDs Rushing	8	8
PASSING YARDAGE	1226	1001
Comp-Att-Int	79-127-6	97-172-4
Average Per Pass	9.7	5.8
Average Per Catch	15.5	10.3
Average Per Game	245.2	200.2
TDs Passing	11	6
TOTAL OFFENSE	1984	1968
Total Plays	317	376
Average Per Play	6.3	5.2
Average Per Game	396.8	396.8
KICK RETURNS: #-Yards	21-400	19-381
PUNT RETURNS: #-Yards	6-99	8-106
INT RETURNS: #-Yards	4-16	6-4
KICK RETURN AVERAGE	19.0	20.1
PUNT RETURN AVERAGE	16.5	13.2
INT RETURN AVERAGE	4.0	0.7
FUMBLES-LOST	10-5	11-5
PENALTIES-Yards	54-608	38-336
Average Per Game	121.6	67.2
PUNTS-Yards	30-1092	23-893
Average Per Punt	36.4	38.8
Net punt average	30.9	33.7
TIME OF POSSESSION/Game	28:20	29:40
3RD-DOWN Conversions	24/60	24/72
3rd-Down Pct	40%	33%
4TH-DOWN Conversions	1/3	6/9
4th-Down Pct	33%	67%
SACKS BY-Yards	8-53	13-77
MISC YARDS	0	0
TOUCHDOWNS SCORED	19	16
FIELD GOALS-ATTEMPTS	0-1	9-14
ON-SIDE KICKS	0-0	0-0
RED-ZONE SCORES	(12-17) 71%	(16-22) 73%
RED-ZONE TOUCHDOWNS	(12-17) 71%	(11-22) 50%
PAT-ATTEMPTS	(17-17) 100%	(14-14) 100%
ATTENDANCE	11001	56118
Games/Avg Per Game	2/5500	3/18706
Neutral Site Games		0/0

SCORE BY QUARTERS	1Q	2Q	3Q	4Q	OT	Total
Bethune-Cookman	7	42	28	56	—	133
Opponents	17	37	37	48	—	139

RUSHING

	G	ATT	GAIN	LOSS	NET	AVG	TD	LG	YPG
Quentin Williams	5	60	335	87	248	4.1	0	32	49.6
Anthony Jordan	5	59	270	37	233	3.9	5	41	46.6
Michael D. Jones	5	32	189	8	181	5.7	3	50	36.2
Larry Brihm, Jr.	5	24	71	30	41	1.7	0	17	8.2
Jamaruz Thompkins	5	6	39	0	39	6.5	0	10	7.8
Cary White	5	3	14	0	14	4.7	0	6	2.8
Cameron Rigby	2	2	5	0	5	2.5	0	5	2.5
Michael Butler	3	1	2	0	2	2.0	0	2	0.7
Jaime Wilson	5	1	2	0	2	2.0	0	2	0.4
Team	1	2	0	7	-7	-3.5	0	0	-7.0
TOTAL	5	190	927	169	758	4.0	8	50	151.6
OPPONENTS	5	204	1105	138	967	4.7	8	35	193.4

PASSING

	G	EFF	C-A-I	PCT	YDS	TD	LG	AVG/G
Quentin Williams	5	173.33	55-84-3	65.5	875	7	56	175.0
Larry Brihm, Jr.	5	141.13	24-43-3	55.8	351	4	56	70.2
TOTAL	5	162.43	79-127-6	62.2	1226	11	56	245.2
OPPONENTS	5	112.14	97-172-4	56.4	1001	6	43	200.2

RECEIVING

	G	NO	YDS	AVG	TD	LG	AVG/G
Jawill Davis	5	17	392	23.1	5	56	78.4
Frank Brown	5	15	163	10.9	2	28	32.6
Jaime Wilson	5	12	138	11.5	3	36	27.6
Keavon Mitchell	5	8	142	17.8	0	41	28.4
Michael D. Jones	5	6	94	15.7	0	43	18.8
Dre'Sean Nelson	5	6	84	14.0	0	38	16.8
Anthony Jordan	5	6	20	3.3	0	18	4.0
Ja-Quan Lumas	5	5	77	15.4	1	37	15.4
Jontavious Carter	5	3	108	36.0	0	56	21.6
Veion Robinson	5	1	8	8.0	0	8	1.6
TOTAL	5	79	1226	15.5	11	56	245.2
OPPONENTS	5	97	1001	10.3	6	43	200.2

TOTAL OFFENSE

	G	PLAYS	RUSH	PASS	TOTAL	AVG/G
Quentin Williams	5	144	248	875	1123	224.6
Larry Brihm, Jr.	5	67	41	351	392	78.4
Anthony Jordan	5	59	233	0	233	46.6
Michael D. Jones	5	32	181	0	181	36.2
Jamaruz Thompkins	5	6	39	0	39	7.8
Cary White	5	3	14	0	14	2.8
Cameron Rigby	2	2	5	0	5	2.5
Jaime Wilson	5	1	2	0	2	0.4
Michael Butler	3	1	2	0	2	0.7
Team	1	2	-7	0	-7	-7.0
TOTAL	5	317	758	1226	1984	396.8
OPPONENTS	5	376	967	1001	1968	393.6



2015 STATISTICS (OVERALL: 4-1, MEAC: 2-0, HOME: 2-0, AWAY: 2-1, NEUTRAL: 0-0)

SCORING

	TD	FGs	PAT	RUSH	RCV	PASS	DXP	SAF	PTS
Anthony Jordan	5	0-0	0-0	0-0	0	0-0	0	0	30
Jawill Davis	5	0-0	0-0	0-0	0	0-0	0	0	30
Jaime Wilson	3	0-0	0-0	0-0	0	0-0	0	0	18
Michael D. Jones	3	0-0	0-0	0-0	0	0-0	0	0	18
Uriel Hernandez	0	0-1	17-17	0-0	0	0-0	0	0	17
Frank Brown	2	0-0	0-0	0-0	0	0-0	0	0	12
Ja-Quan Lumas	1	0-0	0-0	0-0	0	0-0	0	0	6
Jontavious Carter	0	0-0	0-0	0-0	1	0-0	0	0	2
Quentin Williams	0	0-0	0-0	0-1	0	1-1	0	0	0
TOTAL	19	0-1	17-17	0-1	1	1-1	0	0	133
OPPONENTS	16	9-14	14-14	0-2	0	0-0	0	1	139

PUNT RETURNS

	NO	YDS	AVG	TD	LG
Frank Brown	4	84	21.0	0	72
Jaime Wilson	1	4	4.0	0	4
Robert Way	1	11	11.0	0	11
TOTAL	6	99	16.5	0	72
OPPONENTS	8	106	13.2	1	72

KICK RETURNS

	NO	YDS	AVG	TD	LG
Marquis Drayton	13	248	19.1	0	31
Jamaruz Thompkins	4	64	16.0	0	31
Keavon Mitchell	3	70	23.3	0	29
Ty're Simmons	1	18	18.0	0	18
TOTAL	21	400	19.0	0	31
OPPONENTS	19	381	20.1	0	44

INTERCEPTIONS

	NO	YDS	AVG	TD	LG
Ty're Simmons	2	16	8.0	0	16
Marquis Drayton	1	0	0.0	0	0
Jocelyn Borgella	1	0	0.0	0	0
TOTAL	4	16	4.0	0	16
OPPONENTS	6	4	0.7	1	4

FUMBLE RETURNS

	NO	YDS	AVG	TD	LG
TOTAL	0	0	0.0	0	0
OPPONENTS	1	12	12.0	0	12

ALL-PURPOSE YARDS

	G	RUSH	REC	PR	KR	IR	TOT	AVG/G
Jawill Davis	5	0	392	0	0	0	392	78.4
Michael D. Jones	5	181	94	0	0	0	275	55.0
Anthony Jordan	5	233	20	0	0	0	253	50.6
Quentin Williams	5	248	0	0	0	0	248	49.6
Marquis Drayton	5	0	0	0	248	0	248	49.6
Frank Brown	5	0	163	84	0	0	247	49.4
Keavon Mitchell	5	0	142	0	70	0	212	42.4
Jaime Wilson	5	2	138	4	0	0	144	28.8
Jontavious Carter	5	0	108	0	0	0	108	21.6
Jamaruz Thompkins	5	39	0	0	64	0	103	20.6
Dre'Sean Nelson	5	0	84	0	0	0	84	16.8
Ja-Quan Lumas	5	0	77	0	0	0	77	15.4
Larry Brihm, Jr.	5	41	0	0	0	0	41	8.2
Ty're Simmons	5	0	0	0	18	16	34	6.8
Cary White	5	14	0	0	0	0	14	2.8
Robert Way	5	0	0	11	0	0	11	2.2
Veion Robinson	5	0	8	0	0	0	8	1.6
Cameron Rigby	2	5	0	0	0	0	5	2.5
Michael Butler	3	2	0	0	0	0	2	0.7
Team	1	-7	0	0	0	0	-7	-7.0
TOTAL	5	758	1226	99	400	16	2499	499.8
OPPONENTS	5	967	1001	106	381	4	2459	491.8

PUNTING

	NO	YDS	AVG	LG	TB	FC	I20	50+	BLK
Jonathan Cagle	24	900	37.5	64	3	7	10	5	0
Javaunie Francis	6	192	32.0	51	0	1	2	1	0
TOTAL	30	1092	36.4	64	3	8	12	6	0
OPPONENTS	23	893	38.8	55	1	5	3	3	1

FIELD GOALS

	FG	PCT	0-19	20-29	30-39	40-49	50-99	LG	BLK
Uriel Hernandez	0-1	0.0	0-0	0-0	0-1	0-0	0-0	0	0

FIELD GOAL SEQUENCE

	BCU	OPPONENTS
Miami (Fla.)	-	(25)
Grambling State	-	(42), (41), (42)
Lane	36	28, (28), 48
Savannah State	-	(38), 33, 23, (42)
N.C. Central	-	(36), (26), 18

KICKOFFS

	NO	YDS	AVG	LG	OB	RET	NET	YDLN
Javaunie Francis	22	1169	53.1	2	3			
Uriel Hernandez	3	181	60.3	0	0			
TOTAL	25	1350	54.0	2	3	381	36.8	28
OPPONENTS	30	1735	57.8	5	2	400	40.3	24



2015 STATISTICS (OVERALL: 4-1, MEAC: 2-0, HOME: 2-0, AWAY: 2-1, NEUTRAL: 0-0)

DEFENSIVE STATISTICS

	GP	UA	AT	TT	TFL-YDS	SACK-YDS	INT-YDS	PBU	QBH	FR-YDS	FF	BLK	SAF
Trenton Bridges	5-5	14	18	32	1.5-1
Donald Smith	5-5	13	18	31	2.5-15	.	.	2
Diquan Richardson	5-1	17	14	31	.	.	.	1	.	.	2	1	.
Robert Way	5-5	18	9	27	3.0-12	.	.	5	.	1-0	.	.	.
Jocelyn Borgella	5-3	12	12	24	1.0-1	.	1-0
Ty're Simmons	5-5	8	11	19	1.5-6	0.5-1	2-16	1
Todney Evans	5-3	9	10	19	4.0-24	2.5-19	1	.	.
Jamal Thomas	5-5	9	8	17	2.0-6	1-0	.	.	.
Kevin Thompson	5-2	9	7	16	1.0-5	.	.	2	.	1-0	1	.	.
Arthur Williams	5-0	11	3	14	1.0-4	.	.	1
Marquis Drayton	5-5	9	4	13	.	.	1-0	1
Delwaun Beard	5-3	8	5	13	2.0-3	0.5-1
Jason Smith, Jr.	5-0	7	5	12	2.0-11	1.0-8
Atreyu Farrior	5-0	5	6	11	1.5-10	1.5-10
Elliott Miller	5-4	8	3	11	.	.	.	3	.	.	.	1	.
Taivon Butler	4-2	6	3	9	2.5-12	1.0-5
DeMarcus Womack	4-2	4	5	9
Deonte Mayo	5-0	2	5	7
Veion Robinson	5-0	2	5	7
Deitrich Johnson	5-0	3	3	6	1	.	.
Terry Harden	4-0	2	3	5
Leroy Holt	4-0	2	2	4
James Darby II	2-1	3	1	4	1.0-2	.	.	2
Tony Williams	5-2	2	2	4	1.0-2	.	.	.	1	.	1	.	.
Alexander Morales	5-0	.	4	4
Jeremy Davis	5-1	2	2	4	.	.	.	2	.	1-0	.	.	.
Michael Westray	5-0	1	2	3
Drew Harris	3-0	2	1	3
Khaleel Castillo	3-0	1	2	3	0.5-1
Ky're Simmons	5-0	1	1	2	1.0-2
Werley Placide	4-0	1	1	2	1.0-9	1.0-9
Anthony Meyers	1-0	2	.	2	1.0-1
Dazzie Morris	5-4	1	.	1
Michael Butler	3-0	.	1	1
Jamaruz Thompson	5-0	1	.	1
Keavon Mitchell	5-5	1	.	1
Jarren Davis	1-0	.	1	1	1
Cary White	5-0	.	1	1
Dariusz Bladek	4-4	1	.	1
Dre'Sean Nelson	5-1	.	1	1
Andre Scott	4-0	.	1	1
Stephen Bundy	3-0	1	.	1
Ja-Quan Lumas	5-2	1-0	.	.	.
TOTAL	5-0	198	180	378	31-127	8-53	4-16	20	2	5-0	6	2	.
OPPONENTS	5-0	185	148	333	39.0-161	13-77	6-4	11	2	5-12	8	.	1



2015 STATISTICS (OVERALL: 4-1, MEAC: 2-0, HOME: 2-0, AWAY: 2-1, NEUTRAL: 0-0)

GAME-BY-GAME TEAM STATISTICS

GAME	FINAL SCORE	QUARTERS					1ST DOWNS			RUSHING NO-YDS-TD	PASSING			TOT OFF ATT-YDS	PUNTS NO-AVG	PENALTY		3RD DNS	4TH DNS	RED ZONE	SACKS NO-YDS	FIELD GOALS	POSSESSION TIME				
		1	2	3	4	OT	R-P	PE	TOT		C-A-I	YDS	TD			F-FL	NO-YDS						1	2	3	4	TOT
Bethune-Cookman	0	0	0	0	0		2-2	1	5	35-53-0	4-11-2	26	0	46-79	10-37.0	1-0	8-60	1-12	0-1	0-0	1-7	0-0	6:55	8:30	4:46	7:27	27:38
at Miami (Fla.)	45	7	24	7	7		9-10	1	20	26-195-3	17-31-0	184	2	57-379	7-44.0	2-1	4-30	3-11	2-2	5-5	5-35	1-1	8:05	6:30	5:14	2:33	22:22
Bethune-Cookman	56	0	14	14	28		4-18	2	24	36-60-2	34-48-0	463	6	84-523	8-31.0	4-1	7-111	8-17	0-0	5-5	2-14	0-0	10:54	7:55	7:01	6:53	32:42
at Grambling State	53	7	7	10	29		11-17	2	30	42-177-2	31-48-1	347	4	90-524	5-44.2	4-2	11-139	3-14	1-2	4-5	5-27	3-3	4:06	7:05	7:59	8:07	27:17
Bethune-Cookman	7	0	7	0	0		11-9	0	20	40-209-1	15-22-1	186	0	62-395	4-43.2	2-2	8-124	6-11	1-1	1-4	3-15	0-1	8:32	6:02	6:37	7:14	28:25
Lane	3	0	0	0	3		10-6	1	17	40-180-0	11-24-0	108	0	64-288	5-39.2	0-0	8-57	5-13	0-1	1-2	0-0	1-3	6:28	8:58	8:23	7:46	31:35
Bethune-Cookman	42	7	14	7	14		14-11	2	27	42-289-3	13-27-1	303	3	69-592	3-50.7	1-1	23-212	5-9	0-1	4-4	2-17	0-0	7:58	5:47	7:20	6:36	27:41
Savannah State	12	3	0	0	9		7-7	1	21	36-91-0	20-36-1	184	0	72-275	5-35.0	3-1	6-41	3-15	2-3	1-4	0-0	2-4	7:02	9:13	7:40	8:24	32:19
Bethune-Cookman	28	0	7	7	14		6-9	1	16	37-147-2	13-19-2	248	2	56-395	5-29.8	2-1	8-101	4-11	0-0	2-4	0-0	0-0	7:38	6:41	5:34	5:22	25:15
at N.C. Central	26	0	6	20	0		18-8	4	30	60-324-3	18-33-2	178	0	93-502	4-31.2	2-1	9-69	10-19	1-1	5-6	3-15	2-3	7:22	8:19	9:26	9:38	34:45
Bethune-Cookman																											
South Carolina State																											
Bethune-Cookman																											
at North Carolina A&T																											
Bethune-Cookman																											
Norfolk State																											
Bethune-Cookman																											
at Delaware State																											
Bethune-Cookman																											
Morgan State																											
Bethune-Cookman																											
vs. Florida A&M																											

GAME-BY-GAME OFFENSIVE STARTERS

	LT	LG	C	RG	RT	QB	RB	WR	WR	WR	WR
at Miami (Fla.)	Huff	R. Wilson	Morris	Bladek	Montgomery	Q. Williams	Jordan	Nelson	Carter	Mitchell	Lumas (TE)
at Grambling St.	Huff	R. Wilson	Morris	Bladek	Montgomery	Q. Williams	M. Jones	Brown	Davis	Mitchell	Wilson
Lane	Huff	Morris	Norman	Bladek	Montgomery	Q. Williams	Jordan	Brown	Davis	Mitchell	Wilson
Savannah State	Huff	Morris	Norman	R. Wilson	Montgomery	Q. Williams	Jordan	Brown	Davis	Mitchell	Wilson
at N.C. Central	Huff	R. Wilson	Norman	Bladek	Montgomery	Q. Williams	Jordan	Mitchell	Davis	J. Johnson (TE)	Lumas (TE)
South Carolina State											
at North Carolina A&T											
Norfolk State											
at Delaware State											
Morgan State											
vs. Florida A&M											

GAME-BY-GAME DEFENSIVE STARTERS

	DE	DT	DT	DE	OLB	MLB	OLB	CB	S	S	CB
at Miami (Fla.)	Beard	T. Williams	Butler	Thomas	D. Smith	Bridges	Way	Darby	Drayton	T. Simmons	Miller
at Grambling St.	Beard	T. Williams	Estelus	Thomas	D. Smith	Bridges	Way	Davis	Drayton	T. Simmons	Miller
Lane	Evans	K. Thompson	Butler	Thomas	D. Smith	Bridges	Way	Borgella	Drayton	T. Simmons	Miller
Savannah State	Evans	K. Thompson	Womack	Thomas	D. Smith	Bridges	Way	Borgella	Drayton	T. Simmons	Richardson
at N.C. Central	Evans	Womack	Thomas	Beard	D. Smith	Bridges	Way	Borgella	Drayton	T. Simmons	Miller
South Carolina State											
at North Carolina A&T											
Norfolk State											
at Delaware State											
Morgan State											
vs. Florida A&M											



2015 STATISTICS (OVERALL: 4-1, MEAC: 2-0, HOME: 2-0, AWAY: 2-1, NEUTRAL: 0-0)

GAME-BY-GAME PASSING

LARRY BRIHM, JR.	COMP	ATT	INT	PCT	YDS	TD	LG	SACKS	EFF	QUENTIN WILLIAMS	COMP	ATT	INT	PCT	YDS	TD	LG	SACKS	EFF
at Miami (Fla.)	2	7	1	28.6	8	0	10	5-35	9.60	at Miami (Fla.)	2	4	1	50.0	18	0	16	0-0	37.80
at Grambling State	17	26	0	65.4	219	3	35	3-18	174.2	at Grambling State	17	22	0	77.3	244	3	39	2-9	215.4
Lane	1	3	0	33.3	18	0	18	0-0	83.73	Lane	14	19	1	73.7	168	0	28	0-0	137.43
Savannah State	4	9	1	44.4	96	1	56	0-0	148.5	Savannah State	9	18	0	50.0	207	2	43	0-0	183.3
at North Carolina Central	0	1	1	0.0	0	0	0	0-0	-200.00	at North Carolina Central	13	18	1	72.2	248	2	56	3-15	213.51
South Carolina State										South Carolina State									
at North Carolina A&T										at North Carolina A&T									
Norfolk State										Norfolk State									
at Delaware State										at Delaware State									
Morgan State										Morgan State									
vs. Florida A&M										vs. Florida A&M									

GAME-BY-GAME RUSHING (No.-Yards-TDs)

	NO-YDS-TD	MIA	GSU	LC	SSU	NCCU	SCSU	NCAT	NSU	DSU	MSU	FAMU
Quentin Williams	60-248-0	15-11-0	7-(-2)-0	15-63-0	9-100-0	14-76-0						
Anthony Jordan	59-233-5	6-12-0	12-33-2	15-74-1	12-54-1	14-60-1						
Michael D. Jones	32-181-3	4-(-3)-0	5-27-0	9-70-0	11-77-2	3-10-1						
Larry Brihm	24-41-0	4-11-0	11-0-0	-	5-22-0	4-8-0						
Jamaruz Thompson	6-39-0	3-14-0	-	-	3-25-0	-						
Cary White	3-14-0	2-8-0	-	-	1-6-0	-						
Cameron Rigby	2-5-0	1-0-0	DNP	DNP	1-5-0	DNP						
Michael Butler	1-2-0	-	1-2-0	DNP	-	DNP						
Jaime Wilson	1-2-0	-	-	1-2-0	-	-						
TEAM	2-(-7)-0	DNP	DNP	DNP	DNP	2-(-7)-0						

GAME-BY-GAME RECEIVING (No.-Yards-TDs)

	NO-YDS-TD	MIA	GSU	LC	SSU	NCCU	SCSU	NCAT	NSU	DSU	MSU	FAMU
Jawill Davis	17-392-5	1-10-0	8-199-2	3-48-0	3-77-1	2-58-2						
Frank Brown	15-163-2	-	6-65-2	6-55-0	1-13-0	2-30-0						
Keavon Mitchell	8-142-0	-	6-85-0	-	2-57-0	-						
Jaime Wilson	12-138-3	2-18-0	5-44-1	2-19-0	3-57-2	-						
Jontavious Carter	3-108-0	-	1-24-0	1-28-0	-	1-56-0						
Michael D. Jones	6-94-0	-	2-14-0	2-28-0	1-43-0	1-9-0						
Dre'Sean Nelson	6-84-0	-	1-10-0	-	1-9-0	4-65-0						
Ja-Quan Lumas	5-77-1	-	2-8-1	-	2-47-0	1-22-0						
Anthony Jordan	6-20-0	1-(-2)-0	3-14-0	-	-	2-8-0						
Veion Robinson	1-8-0	-	-	1-8-0	-	-						

GAME-BY-GAME PUNTING

JONATHAN CAGLE	NO	YDS	AVG	LG	I20	TB	50+	60+
at Miami (Fla.)	7	262	37.4	50	3	0	1	0
at Grambling State	5	164	32.8	54	3	0	1	0
Lane	4	173	43.2	51	1	3	2	0
Savannah State	3	152	50.7	64	1	0	1	1
at North Carolina Central	5	149	29.8	40	2	0	0	0
South Carolina State								
at North Carolina A&T								
Norfolk State								
at Delaware State								
Morgan State								
vs. Florida A&M								

JAVAUNIE FRANCIS	NO	YDS	AVG	LG	I20	TB	50+	60+
at Miami (Fla.)	3	108	36.0	51	1	0	1	0
at Grambling State	3	84	28.0	47	1	0	0	0
Lane	0	0	0.00	0	0	0	0	0
Savannah State	0	0	0.00	0	0	0	0	0
at North Carolina Central	0	0	0.00	0	0	0	0	0
South Carolina State								
at North Carolina A&T								
Norfolk State								
at Delaware State								
Morgan State								
vs. Florida A&M								

GAME-BY-GAME KICKING

URIEL HERNANDEZ	PAT	ATT	PCT	FG	FGA	PCT	LG	PTS
at Miami (Fla.)	DNP							
at Grambling State	6	6	1.000	0	0	0.00	-	6
Lane	1	1	1.000	0	1	0.00	-	1
Savannah State	6	6	1.000	0	0	0.00	-	6
at North Carolina Central	4	4	1.000	0	0	0.00	-	4
South Carolina State								
at North Carolina A&T								
Norfolk State								
at Delaware State								
Morgan State								
vs. Florida A&M								

JAVAUNIE FRANCIS	PAT	ATT	PCT	FG	FGA	PCT	LG	PTS
at Miami (Fla.)	0	0	0.00	0	0	0	-	0
at Grambling State	0	0	0.00	0	0	0	-	0
Lane	0	0	0.00	0	0	0	-	0
Savannah State	0	0	0.00	0	0	0	-	0
at North Carolina Central	0	0	0.00	0	0	0	-	0
South Carolina State								
at North Carolina A&T								
Norfolk State								
at Delaware State								
Morgan State								
vs. Florida A&M								



2015 STATISTICS (OVERALL: 4-1, MEAC: 2-0, HOME: 2-0, AWAY: 2-1, NEUTRAL: 0-0)

GAME-BY-GAME TACKLES (UT-AT-TT)

	UT-AT-TT	MIA	GSU	LC	SSU	NCCU	SCSU	NCAT	NSU	DSU	MSU	FAMU
Trenton Bridges	14-18-32	1-1	3-5	2-5	1-2	7-5						
Donald Smith	13-18-31	2-0	2-2	4-5	1-2	4-9						
Diquan Richardson	17-14-31	4-1	7-4	1-1	1-3	4-5						
Robert Way	18-9-27	3-1	5-2	6-3	1-1	3-2						
Jocelyn Borgella	12-12-24	1-0	1-1	2-3	1-3	7-5						
Todney Evans	9-10-19	2-0	5-3	0-2	1-4	1-1						
Ty're Simmons	8-11-19	2-1	4-2	1-3	1-3	0-2						
Jamal Thomas	9-8-17	-	1-3	2-2	0-2	6-1						
Kevin Thompson	9-7-16	2-1	3-1	3-0	0-4	1-1						
Arthur Williams	11-3-14	-	4-0	1-1	1-1	5-1						
Delwaun Beard	8-5-13	2-1	4-0	1-1	1-3	-						
Marquis Drayton	9-4-13	3-0	0-1	1-0	0-1	5-2						
Jason Smith	7-5-12	2-0	1-1	-	3-4	1-0						
Elliott Miller	8-3-11	2-1	3-0	2-1	0-1	1-0						
Atreyu Farrior	5-6-11	0-1	-	2-1	2-4	1-0						
Taivon Butler	6-3-9	1-0	2-1	3-1	0-1	DNP						
DeMarcus Womack	4-5-9	-	0-2	DNP	1-2	3-1						
Veion Robinson	2-5-7	0-1	-	1-0	0-2	1-2						
Deonte Mayo	2-5-7	1-2	-	0-1	0-1	1-1						
De. Johnson	3-3-6	1-1	-	-	-	2-2						
Terry Harden	2-3-5	-	1-1	-	1-2	DNP						
Jeremy Davis	2-2-4	1-0	-	-	1-2	-						
Tony Williams	2-2-4	-	0-1	-	2-1	-						
Alexander Morales	0-4-4	-	0-2	-	0-2	-						
James Darby	3-1-4	2-1	1-0	DNP	DNP	DNP						
Leroy Holt	2-2-4	-	2-1	-	0-1	DNP						
Khaleel Castillo	1-2-3	1-1	-	DNP	0-1	DNP						
Drew Harris	2-1-3	-	-	DNP	DNP	2-1						
Michael Westray	1-2-3	-	-	-	1-1	0-1						
Anthony Meyers	2-0-2	DNP	DNP	2-0	DNP	DNP						
Werley Placide	1-1-2	-	-	-	1-1	DNP						
Ky're Simmons	1-1-2	-	1-1	-	-	-						
Keavon Mitchell	1-0-1	-	-	-	-	1-0						
Jarren Davis	0-1-1	DNP	DNP	DNP	0-1	DNP						
Stephen Bundy	1-0-1	DNP	1-0	DNP	-	-						
Dre'Sean Nelson	0-1-1	-	-	-	0-1	-						
Andre Scott	0-1-1	DNP	-	-	0-1	-						
Cary White	0-1-1	-	-	-	0-1	-						
Dariusz Bladek	1-0-1	1-0	-	-	DNP	-						
Michael Butler	0-1-1	-	-	DNP	0-1	DNP						
Jamaruz Thompkins	1-0-1	-	-	-	1-0	-						
Dazzie Morris	1-0-1	-	-	1-0	-	-						

GAME-BY-GAME TACKLES FOR LOSS (TFL-YDS)

	TFL-YDS	MIA	GSU	LC	SSU	NCCU	SCSU	NCAT	NSU	DSU	MSU	FAMU
Todney Evans	4.0-24	1.0-7	1.5-12	0.5-2	1.0-3	-						
Robert Way	3.0-12	-	-	2.5-10	-	0.5-2						
Taivon Butler	2.5-12	-	1.5-7	0.5-3	0.5-2	DNP						
Donald Smith	2.5-15	-	1.0-6	1.0-7	-	0.5-2						
Delwaun Beard	2.0-3	-	-	0.5-1	1.5-2	-						
Jamal Thomas	2.0-6	-	-	1.0-4	-	1.0-2						
Jason Smith	2.0-11	-	-	-	2.0-11	-						
Atreyu Farrior	1.5-10	-	-	1.5-10	-	-						
Trenton Bridges	1.5-1	-	1.0-1	0.5-0	-	-						
Ty're Simmons	1.5-6	-	-	1.0-3	0.5-3	-						
Werley Placide	1.0-9	-	-	-	1.0-9	DNP						
Ky're Simmons	1.0-2	-	1.0-2	-	-	-						
Anthony Meyers	1.0-1	DNP	DNP	1.0-1	DNP	DNP						
Tony Williams	1.0-2	-	-	-	1.0-2	-						
James Darby	1.0-2	1.0-2	-	DNP	DNP	DNP						
Kevin Thompson	1.0-5	-	-	1.0-5	-	-						
Arthur Williams	1.0-4	-	-	-	1.0-4	-						
Jocelyn Borgella	1.0-1	-	-	-	1.0-1	-						
Khaleel Castillo	0.5-1	-	-	DNP	0.5-1	DNP						

GAME-BY-GAME SACKS (SACKS-YDS)

	SACKS-YDS	MIA	GSU	LC	SSU	NCCU	SCSU	NCAT	NSU	DSU	MSU	FAMU
Todney Evans	2.5-19	1.0-7	1.5-12	-	-	-						
Atreyu Farrior	1.5-10	-	-	1.5-10	-	-						
Jason Smith	1.0-8	-	-	-	1.0-8	-						
Taivon Butler	1.0-5	-	0.5-2	0.5-3	-	DNP						
Werley Placide	1.0-9	-	-	-	1.0-9	DNP						
Delwaun Beard	0.5-1	-	-	0.5-1	-	-						
Ty're Simmons	0.5-1	-	-	0.5-1	-	-						



2015 STATISTICS (OVERALL: 4-1, MEAC: 2-0, HOME: 2-0, AWAY: 2-1, NEUTRAL: 0-0)

SCORING DRIVES

OPPONENT	PLAYS	YDS	DRIVE TIME	QTR/ CLOCK	DRIVE START	PLAY
at Grambling State	8	59	2:25	2nd/6:56	BC41	Lumas 5 pass from Brihm
at Grambling State	13	80	3:12	2nd/1:11	BC20	Brown 7 pass from Brihm
at Grambling State	6	53	2:50	3rd/6:39	BC47	J. Wilson 8 pass from Brihm
at Grambling State	3	2	0:40	3rd/2:15	GS02	Jordan 2 run
at Grambling State	8	56	2:03	4th/9:08	BC44	Brown 8 pass from Q. Williams
at Grambling State	2	68	0:21	4th/7:34	BC32	Jawill Davis 29 pass from Q. Williams
at Grambling State	6	98	1:25	4th/3:37	BC02	Jawill Davis 28 pass from Q. Williams
at Grambling State	1	41	0:07	4th/1:48	GS41	Jordan 41 run
Lane	6	81	2:18	2nd/9:23	BC19	Jordan 9 run
Savannah State	6	92	2:54	1st/3:07	BC08	J. Wilson 13 pass from Q. Williams
Savannah State	7	69	2:38	2nd/5:08	BC31	Jordan 11 run
Savannah State	5	82	2:01	2nd/1:20	BC18	Jawill Davis 56 pass from Brihm
Savannah State	12	60	4:01	3rd/6:19	BC40	M.D. Jones 2 run
Savannah State	8	83	2:57	4th/9:37	BC17	J. Wilson 8 pass from Q. Williams
Savannah State	3	60	1:09	4th/6:53	BC40	M.D. Jones 50 run
at N.C. Central	2	8	0:39	2nd/9:28	NC08	Jordan 8 run
at N.C. Central	7	75	2:40	3rd/0:52	BC25	Jawill Davis 29 pass from Q. Williams
at N.C. Central	3	74	0:53	4th/14:07	BC26	Jawill Davis 29 pass from Q. Williams
at N.C. Central	6	51	1:57	4th/10:50	BC49	M.D. Jones 6 run
AVERAGE DRIVE	5.9	62.7	1:58			

DRIVES SUPERLATIVES

MOST PLAYS:	14 vs. Lane	FEWEST PLAYS:	1, twice
MOST YARDS:	98 at Grambling State	FEWEST YARDS:	(-18) at Grambling State
LONGEST TIME:	6:18 vs. Lane	SHORTEST TIME:	0:05 at Grambling State

LONG PLAYS (25-plus yards from scrimmage)

YDS	PLAY	OPPONENT (QTR)
56	Jontavious Carter pass from Quentin Williams	at North Carolina Central (4th)
56	Jawill Davis pass from Larry Brihm (TD)	Savannah State (2nd)
50	Michael D. Jones run (TD)	Savannah State (4th)
43	Michael D. Jones pass from Quentin Williams	Savannah State (3rd)
41	Keavon Mitchell pass from Quentin Williams	Savannah State (4th)
41	Anthony Jordan run (TD)	at Grambling State (4th)
39	Jawill Davis pass from Quentin Williams	at Grambling State (4th)
38	Dre'Sean Nelson pass from Quentin Williams	at North Carolina Central (2nd)
37	Ja-Quan Lumas pass from Quentin Williams	Savannah State (1st)
36	Jaime Wilson pass from Quentin Williams	Savannah State (1st)
35	Jawill Davis pass from Larry Brihm	at Grambling State (2nd)
33	Michael D. Jones run	Lane (2nd)
32	Quentin Williams run	at North Carolina Central (4th)
30	Quentin Williams run	Lane (3rd)
29	Jawill Davis pass from Quentin Williams (TD)	at North Carolina Central (4th)
29	Jawill Davis pass from Quentin Williams (TD)	at North Carolina Central (3rd)
29	Jawill Davis pass from Quentin Williams (TD)	at Grambling State (4th)
28	Frank Brown pass from Quentin Williams	Lane (4th)
28	Jontavious Carter pass from Quentin Williams	Lane (3rd)
28	Jawill Davis pass from Quentin Williams (TD)	at Grambling State (4th)
27	Quentin Williams run	Savannah State (1st)
27	Michael D. Jones pass from Quentin Williams	Lane (3rd)
26	Jawill Davis pass from Larry Brihm	at Grambling State (2nd)

RED ZONE

		TIMES IN					RUSH	PASS	-----FAILED TO SCORE INSIDE 20-----						
	SCORE	RED ZONE	SCORES	POINTS	TDS	TDS	TDS	TDS	FGS	FGA	DOWNS	INT	FUM	HALF	GAME
at Miami (Fla.)	L, 0-45	0	0	0	0	0	0	0	0	0	0	0	0	0	0
at Grambling State	W, 56-53	5	5	34	5	1	4	4	0	0	0	0	0	0	0
Lane	W, 7-3	4	1	7	1	1	0	0	0	1	0	1	1	0	0
Savannah State	W, 42-12	4	4	28	4	2	2	2	0	0	0	0	0	0	0
at N.C. Central	W, 28-26	4	2	14	2	2	0	0	0	0	1	0	1	0	0
South Carolina State															
at North Carolina A&T															
Norfolk State															
at Delaware State															
Morgan State															
vs. Florida A&M															
TOTALS		17	12	83	12	6	6	6	0	1	1	1	2	0	0
OPPONENTS		22	16	91	11	6	5	5	5	4	1	1	0	0	0

SEASON PCT. (OVERALL): 12 of 17 (70.6%)

SEASON PCT. (TDS): 12 of 17 (70.6%)

SEASON PCT. (FGS): 0 of 17 (0.0%)

SEASON PCT. (NO SCORE): 5 of 17 (29.4%)



2015 STATISTICS (OVERALL: 4-1, MEAC: 2-0, HOME: 2-0, AWAY: 2-1, NEUTRAL: 0-0)

BETHUNE-COOKMAN INDIVIDUAL GAME HIGHS

Rushes	15	Quentin Williams at Miami (FL) (Sep 05, 2015)
		Quentin Williams vs Lane (Sep 19, 2015)
		Anthony Jordan vs Lane (Sep 19, 2015)
Yards Rushing	100	Quentin Williams vs Savannah State (Sep 26, 2015)
TD Rushes	2	Anthony Jordan at Grambling State (Sep 12, 2015)
		Michael D. Jones vs Savannah State (Sep 26, 2015)
Long Rush	50	Michael D. Jones vs Savannah State (Sep 26, 2015)
Pass attempts	26	Larry Brihm, Jr. at Grambling State (Sep 12, 2015)
Pass completions	17	Larry Brihm, Jr. at Grambling State (Sep 12, 2015)
		Quentin Williams at Grambling State (Sep 12, 2015)
Yards Passing	248	Quentin Williams at N.C. Central (Oct 03, 2015)
TD Passes	3	Larry Brihm, Jr. at Grambling State (Sep 12, 2015)
		Quentin Williams at Grambling State (Sep 12, 2015)
Long Pass	56	Larry Brihm, Jr. vs Savannah State (Sep 26, 2015)
		Quentin Williams at N.C. Central (Oct 03, 2015)
Receptions	8	Jawill Davis at Grambling State (Sep 12, 2015)
Yards Receiving	199	Jawill Davis at Grambling State (Sep 12, 2015)
TD Receptions	2	Jawill Davis at Grambling State (Sep 12, 2015)
		Frank Brown at Grambling State (Sep 12, 2015)
		Jaime Wilson vs Savannah State (Sep 26, 2015)
		Jawill Davis at N.C. Central (Oct 03, 2015)
Long Reception	56	Jawill Davis vs Savannah State (Sep 26, 2015)
		Jontavious Carter at N.C. Central (Oct 03, 2015)
Field Goals	0	
Long Field Goal	0	
Punts	7	Jonathan Cagle at Miami (FL) (Sep 05, 2015)
Long Punt	64	Jonathan Cagle vs Savannah State (Sep 26, 2015)
Long Punt Return	72	Frank Brown vs Lane (Sep 19, 2015)
Long Kickoff Return	31	Marquis Drayton at Miami (FL) (Sep 05, 2015)
		Jamaruz Thompkins at Grambling State (Sep 12, 2015)
Tackles	13	Donald Smith at N.C. Central (Oct 03, 2015)
Sacks	1.5	Todney Evans at Grambling State (Sep 12, 2015)
		Atreyu Farior vs Lane (Sep 19, 2015)
Tackles For Loss	2.5	Robert Way vs Lane (Sep 19, 2015)
Interceptions	2	Ty're Simmons at N.C. Central (Oct 03, 2015)

BETHUNE-COOKMAN TEAM GAME HIGHS

Rushes	42	vs Savannah State (Sep 26, 2015)
Yards Rushing	289	vs Savannah State (Sep 26, 2015)
Yards Per Rush	6.9	vs Savannah State (Sep 26, 2015)
TD Rushes	3	vs Savannah State (Sep 26, 2015)
Pass attempts	48	at Grambling State (Sep 12, 2015)
Pass completions	34	at Grambling State (Sep 12, 2015)
Yards Passing	463	at Grambling State (Sep 12, 2015)
Yards Per Pass	13.1	at N.C. Central (Oct 03, 2015)
TD Passes	6	at Grambling State (Sep 12, 2015)
Total Plays	84	at Grambling State (Sep 12, 2015)
Total Offense	592	vs Savannah State (Sep 26, 2015)
Yards Per Play	8.6	vs Savannah State (Sep 26, 2015)
Points	56	at Grambling State (Sep 12, 2015)
Sacks By	3	vs Lane (Sep 19, 2015)
First Downs	27	vs Savannah State (Sep 26, 2015)
Penalties	23	vs Savannah State (Sep 26, 2015)
Penalty Yards	212	vs Savannah State (Sep 26, 2015)
Turnovers	3	vs Lane (Sep 19, 2015)
		at N.C. Central (Oct 03, 2015)
Interceptions By	2	at N.C. Central (Oct 03, 2015)
Punts	10	at Miami (FL) (Sep 05, 2015)
Long Punt	64	vs Savannah State (Sep 26, 2015)
Long Punt Return	72	vs Lane (Sep 19, 2015)

OPPONENT INDIVIDUAL GAME HIGHS

Rushes	23	Dorrel McClain, at N.C. Central (Oct 03, 2015)
Yards Rushing	144	Dorrel McClain, at N.C. Central (Oct 03, 2015)
TD Rushes	2	Malcolm Bell, at N.C. Central (Oct 03, 2015)
Long Rush	35	Martez Carter, at Grambling State (Sep 12, 2015)
Pass attempts	48	J. Williams, at Grambling State (Sep 12, 2015)
Pass completions	31	J. Williams, at Grambling State (Sep 12, 2015)
Yards Passing	347	J. Williams, at Grambling State (Sep 12, 2015)
TD Passes	4	J. Williams, at Grambling State (Sep 12, 2015)
Long Pass	43	J. Williams, at Grambling State (Sep 12, 2015)
Receptions	11	Chad Williams, at Grambling State (Sep 12, 2015)
Yards Receiving	140	Chad Williams, at Grambling State (Sep 12, 2015)
TD Receptions	2	Chad Williams, at Grambling State (Sep 12, 2015)
		Chester Rogers, at Grambling State (Sep 12, 2015)
Long Reception	43	Chad Williams, at Grambling State (Sep 12, 2015)
Field Goals	3	Marc Orozco, at Grambling State (Sep 12, 2015)
Long Field Goal	42	Marc Orozco, at Grambling State (Sep 12, 2015)
		John Barron, vs Savannah State (Sep 26, 2015)
Punts	5	John Barron, vs Savannah State (Sep 26, 2015)
Long Punt	55	Justin Vogel, at Miami (FL) (Sep 05, 2015)
Long Punt Return	72	Corn Elder, at Miami (FL) (Sep 05, 2015)
Long Kickoff Return	44	Chester Rogers, at Grambling State (Sep 12, 2015)
Tackles	15	Dwayne Brown, vs Lane (Sep 19, 2015)
Sacks	2.0	M. Jolivet, at Grambling State (Sep 12, 2015)
Tackles For Loss	2.5	Marques Gayot, at Miami (FL) (Sep 05, 2015)
		Michael Craig, vs Lane (Sep 19, 2015)
Interceptions	2	C.J. Moore, at N.C. Central (Oct 03, 2015)

OPPONENT TEAM GAME HIGHS

Rushes	60	at N.C. Central (Oct 03, 2015)
Yards Rushing	324	at N.C. Central (Oct 03, 2015)
Yards Per Rush	7.5	at Miami (FL) (Sep 05, 2015)
TD Rushes	3	at Miami (FL) (Sep 05, 2015)
		at N.C. Central (Oct 03, 2015)
Pass attempts	48	at Grambling State (Sep 12, 2015)
Pass completions	31	at Grambling State (Sep 12, 2015)
Yards Passing	347	at Grambling State (Sep 12, 2015)
Yards Per Pass	7.2	at Grambling State (Sep 12, 2015)
TD Passes	4	at Grambling State (Sep 12, 2015)
Total Plays	93	at N.C. Central (Oct 03, 2015)
Total Offense	524	at Grambling State (Sep 12, 2015)
Yards Per Play	6.6	at Miami (FL) (Sep 05, 2015)
Points	53	at Grambling State (Sep 12, 2015)
Sacks By	5	at Miami (FL) (Sep 05, 2015)
		at Grambling State (Sep 12, 2015)
First Downs	30	at Grambling State (Sep 12, 2015)
		at N.C. Central (Oct 03, 2015)
Penalties	11	at Grambling State (Sep 12, 2015)
Penalty Yards	139	at Grambling State (Sep 12, 2015)
Turnovers	3	at Grambling State (Sep 12, 2015)
		at N.C. Central (Oct 03, 2015)
Interceptions By	2	at Miami (FL) (Sep 05, 2015)
		at N.C. Central (Oct 03, 2015)
Punts	5	at Grambling State (Sep 12, 2015)
		vs Lane (Sep 19, 2015)
		vs Savannah State (Sep 26, 2015)
Long Punt	55	at Miami (FL) (Sep 05, 2015)
Long Punt Return	72	at Miami (FL) (Sep 05, 2015)



PARTICIPATION

NO	GP/GS	PLAYER	MIA	GSU	LC	SSU	NCCU	SCSU	NCAT	NSU	DSU	MSU	FAMU
62	4/-	Charles Allen	XXX	XXX	XXX	...	XXX						
64	5/-	Murphy Allen	XXX	XXX	XXX	XXX	XXX						
49	5/3	Delwaun Beard	START	START	XXX	XXX	START						
77	4/4	Dariusz Bladek	START	START	START	...	START						
20	5/3	Jocelyn Borgella	XXX	XXX	START	START	START						
42	5/5	Trenton Bridges	START	START	START	START	START						
2	5/-	Larry Brihm	XXX	XXX	XXX	XXX	XXX						
14	2/-	Brandon Brooks	XXX	XXX	...						
15	5/3	Frank Brown	XXX	START	START	START	XXX						
72	5/-	David Bryant	XXX	XXX	XXX	XXX	XXX						
94	3/-	Stephen Bundy	...	XXX	...	XXX	XXX						
29	3/-	Michael Butler	XXX	XXX	...	XXX	...						
53	5/2	Taivon Butler	START	XXX	START	XXX	XXX						
45	2/-	Patrick Byndloss	XXX	XXX	...						
83	2/-	Courtney Bynes	...	XXX	XXX						
38	5/-	Jonathan Cagle	XXX	XXX	XXX	XXX	XXX						
4	5/1	Jontavious Carter	START	XXX	XXX	XXX	XXX						
92	3/-	Khaleel Castillo	XXX	XXX	...	XXX	...						
24	2/1	James Darby	START	XXX						
99	1/-	Jarren Davis	XXX	...						
17	5/4	Jawill Davis	XXX	START	START	START	START						
19	5/1	Jeremy Davis	XXX	START	XXX	XXX	XXX						
88	3/-	Kameron Davis	XXX	...	XXX	XXX	...						
6	5/5	Marquis Drayton	START	START	START	START	START						
98	2/1	Junior Estelus	...	START	XXX						
55	5/3	Todney Evans	XXX	XXX	START	START	START						
46	5/-	Atreyu Farrior	XXX	XXX	XXX	XXX	XXX						
39	5/-	Javaunie Francis	XXX	XXX	XXX	XXX	XXX						
32	1/-	Kenny Gant	XXX						
82	1/-	Denzel Hanna	XXX						
31	4/-	Terry Harden	XXX	XXX	XXX	XXX	...						
59	3/-	Drew Harris	XXX	XXX	XXX						
41	4/-	Uriel Hernandez	...	XXX	XXX	XXX	XXX						
40	1/-	Caleb Holmes	XXX	...						
27	4/-	Leroy Holt	XXX	XXX	XXX	XXX	...						
67	3/-	Chris Hudson	...	XXX	...	XXX	XXX						
57	5/5	Trevin Huff	START	START	START	START	START						
13	5/-	Deitrich Johnson	XXX	XXX	XXX	XXX	XXX						
37	1/-	Donald Johnson	XXX						
85	5/1	Julian Johnson	XXX	XXX	XXX	XXX	START						
79	2/-	Alex Jones	XXX	XXX						
21	5/1	Michael D. Jones	XXX	START	XXX	XXX	XXX						
1	5/4	Anthony Jordan	START	XXX	START	START	START						
86	5/2	Ja-Quan Lumas	START	XXX	XXX	XXX	START						
70	4/-	Justin Martinez	XXX	XXX	XXX	XXX	...						
43	5/-	Deonte Mayo	XXX	XXX	XXX	XXX	XXX						
93	2/-	Anthony Meyers	XXX	...	XXX						
35	5/4	Elliott Miller	START	START	START	XXX	START						
80	5/5	Keavon Mitchell	START	START	START	START	START						
69	5/5	Dwayne Montgemery	START	START	START	START	START						
36	5/-	Alexander Morales	XXX	XXX	XXX	XXX	XXX						
66	5/4	Dazzie Morris	START	START	START	START	XXX						
12	5/1	Dre'Sean Nelson	START	XXX	XXX	XXX	XXX						
71	5/3	Phillip Norman	XXX	XXX	START	START	START						
47	4/-	Werley Placide	XXX	XXX	XXX	XXX	...						
95	1/-	DiShawn Ray	XXX						
22	5/1	Diquan Richardson	XXX	XXX	XXX	START	XXX						



PARTICIPATION

NO	GP/GS	PLAYER	MIA	GSU	LC	SSU	NCCU	SCSU	NCAT	NSU	DSU	MSU	FAMU
28	2/-	Cameron Rigby	XXX	XXX	...						
9	5/-	Veion Robinson	XXX	XXX	XXX	XXX	XXX						
18	4/-	Andre Scott	...	XXX	XXX	XXX	XXX						
33	5/-	Ky're Simmons	XXX	XXX	XXX	XXX	XXX						
34	5/5	Ty're Simmons	START	START	START	START	START						
16	5/5	Donald Smith	START	START	START	START	START						
44	5/-	Jason Smith	XXX	XXX	XXX	XXX	XXX						
58	5/5	Jamal Thomas	START	START	START	START	START						
30	5/-	Jamaruz Thompson	XXX	XXX	XXX	XXX	XXX						
91	5/2	Kevin Thompson	XXX	XXX	START	START	XXX						
78	4/-	Travis Turner	XXX	...	XXX	XXX	XXX						
11	5/5	Robert Way	START	START	START	START	START						
23	5/-	Michael Westray	XXX	XXX	XXX	XXX	XXX						
26	5/-	Cary White	XXX	XXX	XXX	XXX	XXX						
75	1/-	Troy Wilkins	...	XXX						
25	5/-	Arthur Williams	XXX	XXX	XXX	XXX	XXX						
84	3/-	Milton Williams	XXX	XXX	XXX						
3	5/5	Quentin Williams	START	START	START	START	START						
51	5/2	Tony Williams	START	START	XXX	XXX	XXX						
8	5/3	Jaime Wilson	XXX	START	START	START	XXX						
52	5/4	Romia Wilson	START	START	XXX	START	START						
50	4/2	DeMarcus Womack	XXX	XXX	...	START	START						
48	1/-	Brandon Woods	XXX	...						

**The Last Time Bethune-Cookman...**

shut out its opponent: South Carolina State, 14-0, 2010
 rushed for 300 yards: 334 vs. North Carolina Central, 2014
 rushed for 400 yards: 475 vs. Hampton, 2013
 rushed for 500 yards: 578 vs. Albany State, 1994
 had less than 25 rushes: 24 at Hampton, 2007
 had less than 50 yards rushing: 5 at North Carolina A&T, 2011
 had less than 100 yards rushing: 53 at South Carolina State, 2014
 attempted less than 10 passes: 9 vs. Howard, 2008
 attempted 40 passes: 45 vs. South Carolina State, 2011
 attempted 50 passes: 51 at Delaware State, 1995
 completed less than five passes: 4 at Savannah State, 2009
 completed 25 passes: 25 vs. South Carolina State, 2011
 completed 30 passes: 31 at Norfolk State, 1995
 had less than 50 yards passing: 38 at FIU, 2013
 passed for 300 yards: 304 at Coastal Carolina, 2013
 passed for 400 yards: 450 at Delaware State, 1993
 passed for 500 yards: 527 vs. Georgia Southern, 1984
 had less than 100 yards of total offense: 97 vs. South Carolina State, 2009
 had less than 200 yards of total offense: 175 at South Carolina State, 2014
 had 500 yards of total offense: 543 at Savannah State, 2014
 had 600 yards of total offense: 625 vs. Savannah State, 2011
 had 700 yards of total offense: *Never accomplished*
 had less than 10 first downs: 5 at North Carolina A&T, 2011
 had 30 first downs: 30 vs. Hampton, 2013
 did not punt: vs. Virginia Union, 2013
 punted 10 times: 11 at FIU, 2003
 had nine turnovers: *N/A*
 had four turnovers: at South Carolina State, 2014
 lost six fumbles: vs. Shaw, 2009
 threw five interceptions: 5 at Norfolk State, 2009
 was not penalized: *Never accomplished*
 was penalized 10 times: 12 vs. Howard, 2014
 accumulated 100 yards of penalties: 126 vs. Howard, 2014
 scored 50 points: 59 vs. Savannah State, 2011
 scored 60 points: 66 vs. Virginia Union, 2013
 trailed after three quarters, but rallied to win: Trained vs. North Carolina Central, 20-13, and rallied to win, 34-20, in 2014
 came from 10 points behind on the road to win: Trained vs. South Carolina State (Charleston, S.C.), 14-0, and rallied to win 45-21, in 2006
 had possession time of 40 minutes: 43:41 at South Carolina State, 2010
 scored four touchdowns in a quarter: vs. Prairie View A&M (Orlando, Fla.), 2011 (2nd quarter)
 ran 90 plays in a game: 90 at Morgan State, 2010
 did not fumble: at FIU, 2014
 did not fumble and the opponent did not fumble: at FIU, 2014
 had back-to-back games without a fumble: at Tennessee State & vs. Virginia Union, 2013

The Last Time a Wildcat...

had 25 carries in a game: 29 by Isidore Jackson vs. Florida A&M (Orlando, Fla.), 2013
 had 30 carries in a game: 34 by Isidore Jackson at Norfolk State, 2011
 ran for 100 yards: 102 by Anthony Jordan vs. Howard, 2014
 ran for 150 yards: 182 by Isidore Jackson at N.C. Central, 2013
 ran for 200 yards: 203 by David Blackwell vs. Savannah State, 2011
 ran for 250 yards: 284 by Pa'Tell Troutman vs. Norfolk State, 1998
 had a 50-yard scoring run: 58 by Anthony Jordan at FIU, 2013
 had a 50-yard non-scoring run: 51 by Michael D. Jones vs. Delaware State, 2014
 had a 75-yard scoring run: 79 by Anthony Jordan vs. Howard, 2014
 had an 80-yard scoring run: 80 by David Blackwell vs. Savannah State, 2011
 had two players gain 100 yards rushing: Michael D. Jones (117) and Larry Brihm (104) vs. North Carolina Central, 2014
 had three players gain 100 yards rushing: Isidore Jackson (123), Rodney Scott (103) and Brodrick Waters (100) vs. Alabama State (Orlando, Fla.), 2012
 quarterback rushed for 100 yards: 104 by Larry Brihm vs. North Carolina Central, 2014
 wide receiver rushed for 100 yards: 117 by Michael D. Jones vs. N.C. Central, 2014
 rushed and passed for 100 yards: Larry Brihm vs. N.C. Central, 2014 (119 passing, 104 rushing)
 attempted 40 passes: 45 by Jamarr Robinson vs. South Carolina State, 2011
 attempted 45 passes: 45 by Jamarr Robinson vs. South Carolina State, 2011
 completed 25 passes: 25 by Jamarr Robinson vs. South Carolina State, 2011
 completed 30 passes: 31 by Todd Walker at Norfolk State, 1995
 passed for 300 yards: 367 by Jarod Rucker vs. South Carolina State (Charleston, S.C.), 2006
 passed for 400 yards: 450 by Michael Jackson at Delaware State, 1993
 threw three scoring passes: 3 by Larry Brihm at Savannah State, 2014
 threw four scoring passes: 4 by Todd Walker at Norfolk State, 1995
 threw five scoring passes: 5 by Jarod Rucker vs. South Carolina State, 2007 (ties B-CU record)
 player threw a 75-yard TD pass: 76 by Quentin Williams at Preston Cleckley vs. N.C. Central, 2012

quarterback came off the bench to lead team to win: Larry Brihm vs. N.C. Central, 2014, replaced starter Quentin Williams
 had 50 plays, running and passing: 51 by Jimmie Russell at Morgan State, 2006 (36 passes, 15 rushes)
 caught 10 passes: 14 by Eric Weems vs. Delaware State, 2006
 had 100 yards receiving: 130 by Eddie Poole vs. South Carolina State, 2013
 had 150 yards receiving: 166 by Eric Weems vs. Delaware State, 2006
 had 200 yards receiving: 226 by James Adderly vs. Norfolk State, 1998
 had two players gain 100 yards receiving: Stephon Walker (123) and Paul Neufville (112) vs. South Carolina State (Charleston, S.C.), 2006
 had 300 yards of total offense: 316 by David Blackwell vs. Fort Valley State, 2011
 had 400 yards of total offense: 426 by Jimmie Russell vs. Florida A&M (Orlando, Fla.), 2004
 scored three touchdowns: 3 by Anthony Jordan vs. North Carolina Central, 2014
 scored four touchdowns: 4 by Jimmie Russell vs. Morgan State, 2005
 scored three touchdowns of 25 yards or more: *N/A*
 ran for three touchdowns: 3 by Anthony Jordan vs. North Carolina Central, 2014
 ran for four touchdowns: 4 by Jimmie Russell vs. Morgan State, 2005
 accounted for five touchdowns: 5 by Jarod Rucker vs. South Carolina State (Charleston, S.C.), 2006
 caught three touchdown passes: 3 by Jonathan Summer at North Carolina A&T, 2004
 caught four touchdown passes: 4 by James Adderly vs. Norfolk State, 1998
 caught three touchdown passes in a quarter: *Never accomplished*
 scored a touchdown in the final minute of regulation to win: Allen Suber pass to Eric Weems for 18 yards, vs. Florida A&M (Orlando, Fla.), 2003
 a non-quarterback completed a pass: Michael Dunn to Paul Neufville for 54 yards at North Carolina A&T, 2005
 a non-quarterback threw a touchdown pass: Terry Anderson to Don Williams for 75 yards vs. Albany State, 1976
 a non-quarterback threw a touchdown pass to a quarterback: *Never accomplished*
 returned a kickoff for a touchdown: Eddie Poole, 37 yards vs. Howard, 2010
 returned the opening kickoff for a touchdown: Eugene Monts, 95 yards vs. Tuskegee, 1975
 returned a punt for a touchdown: Michael Williams vs. Hampton, 76 yards, 2009
 returned two punts for touchdowns: *N/A*
 returned an interception for a touchdown: Tim Burke at FIU, 92 yards, 2013
 returned a fumble for a touchdown: Donald Smith, 3 yards at South Carolina State, 2014
 recovered a fumble in the end zone for a touchdown: Tyrone Bouie, Jr. at South Carolina State, 2012
 offensive lineman scored a touchdown: *Never accomplished*
 blocked a punt: LeRoy Holt vs. Delaware State, 2014
 blocked 2 punts in a game: *N/A*
 blocked 3 punts in a game: *N/A*
 blocked a punt for a touchdown: Leroy Holt blocked a Jeremiah McGeough punt and recovered the ball in the end zone for a touchdown vs. Delaware State, 2014
 blocked a field goal: David Perry at South Carolina State, 2014
 blocked an extra point attempt: Erik Williams vs. North Carolina Central, 2014
 had a 60-yard punt: 61 by Jonathan Cagle at FIU, 2014
 had a 70-yard punt: 71 by Justin Keable vs. Jacksonville, 2007
 kicked a 50-yard field goal: Jesus Cortez, 51 yards vs. Florida A&M (Orlando, Fla.), 2005
 kicked four field goals: 4 by Marc McLachlan vs. South Carolina State, 1989
 kicked a game-winning field goal: Kory Kowalski, 40 yards, at Delaware State, 2009
 scored a two-point conversion: Justin Henderson pass from Larry Brihm vs. Grambling, 2014
 had two interceptions: Thomas Finnie at Savannah State, 2014
 had three interceptions: Michael Williams at Morgan State, 2010
 had four interceptions: Rashean Mathis vs. Delaware State, 2000
 had five interceptions: Alvin Wyatt, Sr. vs. Albany State, 1969
 had two interceptions in the same quarter: Michael Williams, 3rd quarter, at Morgan State, 2010
 defensive lineman scored a touchdown: tackle Erik Williams returned an interception 41 yards for a touchdown vs. Virginia Union, 2013
 had 20 or more tackles: 20 by Jarkevis Fields vs. Norfolk State, 2013
 had three sacks: Ryan Davis at Norfolk State, 2011
 had four sacks: 5 by Anthony Hubbard (B-CU record) vs. Delaware State, 2002
 scored a safety: Rony Barrow sacked Norfolk State quarterback Terrance Ervin in the end zone, 2014
 returned a blocked extra point for two points: Ben Ballard vs. Morgan State, 2007
 ran for a touchdown, caught a touchdown, and threw a touchdown pass: *N/A*



2015 BETHUNE-COOKMAN WILDCATS ROSTER

ALPHABETICAL ROSTER

NO	NAME	POS
62	Charles Allen	OL
64	Murphy Allen	LS
60	Marcel Anderson	OL
49	Delwaun Beard	DE
77	Dariusz Bladek	OL
20	Jocelyn Borgella	DB
42	Trenton Bridges	LB
2	Larry Brihm	QB
14	Brandon Brooks	WR
15	Frank Brown	WR
72	David Bryant	OL
94	Stephen Bundy	DL
29	Michael Butler	SAF
53	Taivon Butler	DL
45	Patrick Byndloss	DB
83	Courtney Bynes	WR
38	Jonathan Cagle	P
4	Jontavious Carter	WR
92	Khaleel Castillo	DL
5	Travares Copeland	WR
24	James Darby II	DB
99	Jarren Davis	DL
17	Jawill Davis	WR
19	Jeremy Davis	DB
88	Kameron Davis	TE
89	Kendon Davis	WR
7	Danny Dillard	RB
6	Marquis Drayton	DB
98	Junior Estelus	DL
55	Todney Evans	DL
46	Atreyu Farrior	LB
39	Javaunie Francis	K
32	Kenny Gant	RB
82	Denzel Hanna	WR
31	Terry Harden	DB
59	Drew Harris	DL
41	Uriel Hernandez	K
40	Caleb Holmes	DB
27	Leroy Holt	DB
67	Chris Hudson	OL
57	Trevin Huff	OL
73	Christian Hughley	OL
61	Metuschellah Jeudy	OL
13	Deitrich Johnson	CB
37	Donald Johnson	DB
85	Julian Johnson	TE
79	Alex Jones	DL
21	Michael Jones	RB
1	Anthony Jordan	RB
86	Ja-Quan Lumas	TE
54	Kim Mack	LB
70	Justin Martinez	OL
43	Deonte Mayo	LB
93	Anthony Meyers	DL
35	Elliott Miller	CB
80	Keavon Mitchell	WR
69	Dwayne Montgomery	OL
36	Alexander Morales	DB
66	Dazzie Morris	OL
12	Dre'Sean Nelson	RB
71	Phillip Norman	OL
47	Werley Placide	LB

NUMERICAL ROSTER

NO	NAME	POS	HT	WT	CL-EXP	HOMETOWN / HIGH SCHOOL (PREVIOUS SCHOOL)
1	Anthony Jordan	RB	6-0	217	Grad.-3L	Atlanta, Ga./North Atlanta HS
2	Larry Brihm	QB	5-11	209	R-Soph.-1L	Delray Beach, Fla./Village Academy
3	Quentin Williams	QB	5-11	209	R-Sr.-3L	Tampa, Fla./Jefferson HS
4	Jontavious Carter	WR	6-3	200	R-Jr.-1L	Cordele, Ga./Crisp County HS (Miami (Fla.))
5	Travares Copeland	WR	5-10	189	Jr.-TR	Port St. Lucie, Fla./Treasure Coast HS (NC State)
6	Marquis Drayton	DB	6-1	201	R-Sr.-3L	Ft. Lauderdale, Fla./Dillard HS (North Carolina Tech Prep)
7	Danny Dillard	RB	6-2	229	R-Soph.-1L	Bradenton, Fla./Venice HS (Miami (Fla.))
8	Jaime Wilson	WR	5-10	210	R-Jr.-1L	Belle Glade, Fla./Glades Central HS (Western Michigan)
9	Veion Robinson	LB	6-0	209	Soph.-TR	Hampton, Ga./Lovejoy HS (Middle Tennessee)
10	Akevious Williams	QB	6-2	188	Fr.-HS	Madison, Fla./Madison County HS
11	Robert Way	LB	6-1	209	R-Sr.-1L	Belle Glade, Fla./Glades Central HS (Marshall)
12	Dre'Sean Nelson	RB	5-6	170	Jr.-2L	Ft. Lauderdale, Fla./Dillard HS
13	Deitrich Johnson	CB	6-0	175	Grad.-TR	Texas City, Texas/Galveston Ball HS (Prairie View A&M)
14	Brandon Brooks	WR	6-2	192	R-Jr.-TR	Jacksonville, Fla./First Coast HS (Troy)
15	Frank Brown	WR	5-11	185	R-Soph.-1L	Palm Beach Gardens, Fla./Palm Beach Gardens HS
16	Donald Smith	LB	6-0	227	R-Sr.-3L	Tampa, Fla./Spoto HS (Iowa State)
17	Jawill Davis	WR	5-11	177	R-Soph.-1L	Miami, Fla./American HS
18	Andre Scott	WR	6-0	190	R-Jr.-1L	Orlando, Fla./Oak Ridge HS (Marshall)
19	Jeremy Davis	DB	6-0	177	R-Jr.-1L	Cape Coral, Fla./Milford Academy (UCF)
20	Jocelyn Borgella, Jr.	DB	5-6	183	Sr.-3L	Miami, Fla./La Salle HS
21	Michael Jones	RB	5-11	197	Jr.-2L	Sarasota, Fla./Booker HS
22	Diquan Richardson	SAF	5-11	167	Soph.-TR	Alvin, S.C./Fort Dorchester HS (Paine)
23	Michael Westray	DB	6-1	200	R-Jr.-1L	Waldorf, Md./Westlake HS (Duke)
24	James Darby II	DB	5-8	180	R-Fr.-SQ	Miami, Fla./Booker T. Washington HS
25	Arthur Williams	DB	6-3	204	Soph.-1L	Sebring, Fla./Sebring HS (Massachusetts)
26	Cary White	RB	5-8	234	Grad.-2L	Tampa, Fla./Sickles HS (Florida Atlantic)
27	Leroy Holt	DB	5-8	173	Sr.-1L	Menifee, Calif./Rancho Verde HS (Mt. San Jacinto College)
28	Cameron Rigby	RB	5-7	177	R-Fr.-SQ	Miramar, Fla./Miramar HS
29	Michael Butler	SAF	6-0	202	R-Jr.-1L	Coral Springs, Fla./Coral Springs Charter (Western Michigan)
30	Jamaruz Thompkins	RB	5-11	211	Jr.-2L	Tampa, Fla./Tampa Bay Tech
31	Terry Harden	DB	6-0	175	R-Soph.-1L	West Park, Fla./Hollywood Hills HS
32	Kenny Gant	RB	5-9	192	Fr.-HS	Warner Robins, Ga./Houston County HS
33	Ky're Simmons	DB	5-9	177	Sr.-3L	St. Augustine, Fla./St. Augustine HS
34	Ty're Simmons	DB	5-9	171	Sr.-3L	St. Augustine, Fla./St. Augustine HS
35	Elliott Miller	CB	5-9	158	Fr.-HS	Miami, Fla./Norland HS
36	Alexander Morales	DB	5-10	211	R-Fr.-SQ	Miami, Fla./Hialeah HS
37	Donald Johnson	DB	6-0	175	Fr.-HS	Jacksonville, Fla./University Christian HS
38	Jonathan Cagle	P	6-3	183	Jr.-1L	Pensacola, Fla./Pine Forest HS
39	Javaunie Francis	K	6-2	236	Fr.-HS	Miami, Fla./Miami Central HS
40	Caleb Holmes	DB	5-9	191	Fr.-HS	Jacksonville, Fla./Raines HS
41	Uriel Hernandez	K	5-4	209	Fr.-HS	Homestead, Fla./Homestead HS
42	Trenton Bridges	LB	6-0	234	R-Fr.-SQ	DeLand, Fla./DeLand HS
43	Deonte Mayo	LB	6-2	209	R-Fr.	Ocala, Fla./Forest HS
44	Jason Smith, Jr.	LB	6-0	213	Sr.-1L	Hialeah, Fla./American HS (Dodge City CC)
45	Patrick Byndloss	DB	5-11	182	R-Sr.-TR	North Lauderdale, Fla./Zion Lutheran Christian (Methodist)
46	Atreyu Farrior	LB	6-2	232	R-Soph.-1L	Lakeland, Fla./Kathleen HS
47	Werley Placide	LB	6-3	223	Jr.-2L	Boca Raton, Fla./Olympic HS
48	Brandon Woods	CB	5-11	175	Sr.-HS	Jacksonville, Fla./Andrew Jackson HS
49	Delwaun Beard	DE	6-3	235	Jr.-TR	Culver City, Calif./Culver City HS (Santa Monica College)
50	DeMarcus Womack	DL	6-3	348	Jr.-TR	Orlando, Fla./Jones HS (Globe Tech)
51	Tony Williams	DL	6-2	276	Jr.-TR	Jackson, Miss./Murrah HS (Mississippi Delta CC)
52	Romia Wilson	OL	5-10	310	Sr.-3L	Cedar Bluff, Miss./West Point HS (Northeast Mississippi CC)
53	Taivon Butler	DL	6-2	251	Soph.-TR	Reidsville, Ga./Tattnall County HS (Paine)
54	Kim Mack	LB	6-0	180	R-Fr.	Daytona Beach, Fla./Atlantic HS
55	Todney Evans	DL	6-2	222	R-Fr.-TR	Delray Beach, Fla./Atlantic HS (Middle Tennessee State)
57	Trevin Huff	OL	6-4	291	R-Jr.	Tallahassee, Fla./Lincoln HS
58	Jamal Thomas	DL	6-2	295	Fr.	Sharpsburg, Ga./East Coweta HS
59	Drew Harris	DL	6-4	250	Fr.	Stone Mountain, Ga./Stephenson HS



2015 BETHUNE-COOKMAN WILDCATS ROSTER

NUMERICAL ROSTER

NO	NAME	POS	HT	WT	CL.-EXP	HOMETOWN / HIGH SCHOOL (PREVIOUS SCHOOL)
60	Marcel Anderson	OL	6-2	340	Fr.-HS	Wilmington, N.C./New Hanover HS
61	Metuschellah Jeudy	OL	6-3	319	Sr.-HS	Miami, Fla./Miami Southridge Senior HS
62	Charles Allen	OL	6-3	310	Fr.-HS	Melbourne, Fla./Palm Bay HS
63	Jarrett Tingler	OL	6-3	307	Jr.-TR	Harrisburg, Pa./Central Dauphin East HS (Lackawanna CC)
64	Murphy Allen	LS	6-2	260	R-Soph.-1L	Starke, Fla./Bradford HS (Florida Atlantic)
66	Dazzie Morris	OL	6-2	320	Jr.-2L	Apopka, Fla./Apopka HS
67	Chris Hudson	OL	6-5	308	R-Fr.-HS	Ocala, Fla./West Port HS
69	Dwayne Montgemory	OL	6-3	305	Grad.-2L	Ft. Lauderdale, Fla./Dillard HS (Western Kentucky)
70	Justin Martinez	OL	6-3	275	R-Soph.-TR	Port St. Lucie, Fla./St. Lucie West Centennial HS (Western Kentucky)
71	Phillip Norman	OL	6-4	318	R-Soph.-1L	Sebastian, Fla./Sebastian River HS
72	David Bryant	OL	6-7	336	Soph.-HS	Summerville, S.C./Cane Bay HS
73	Christian Hughley	OL	6-2	361	Fr.-HS	Griffin, Ga./Griffin HS
75	Troy Wilkins	OL	6-0	321	R-Fr.-SQ	Miami, Fla./Miami Northwestern HS
76	Demetrius Weaver	OL	6-3	275	R-Fr.-SQ	Pompano Beach, Fla./Blanche Ely HS
77	Dariusz Bladek	OL	6-4	329	R-Jr.-2L	Kissimmee, Fla./Poinciana HS
78	Travis Turner	OL	6-4	302	R-Sr.-1L	Miami, Fla./North Miami Beach HS (Western Michigan)
79	Alex Jones	DL	6-2	287	Fr.-HS	Ocala, Fla./Vanguard HS
80	Keavon Mitchell	WR	5-9	173	Fr.-HS	Hollywood, Fla./Flanagan HS
82	Denzel Hanna	WR	6-0	189	R-Soph.-1L	Orlando, Fla./Dr. Phillips HS
83	Courtney Bynes	WR	5-9	156	R-Sr.-1L	Lauderdale Lakes, Fla./Boyd Anderson HS (Western Michigan)
84	Milton Williams	WR	5-9	165	R-Fr.-SQ	Sanford, Fla./Seminole HS
85	Julian Johnson	TE	6-4	258	R-Sr.-1L	Orlando, Fla./Lake Highland Prep (Snow College)
86	Ja-Quan Lumas	TE	6-3	230	R-Soph.-2L	Orlando, Fla./Jones HS
87	Nicholas Roos	TE	6-7	263	Fr.-HS	Ormond Beach, Fla./Mainland HS
88	Kameron Davis	TE	6-5	280	R-Soph.-TR	Oakland Park, Fla./Northeast HS (USF)
89	Kendon Davis	WR	6-1	184	R-Fr.-SQ	Lauderhill, Fla./Plantation Senior HS
91	Kevin Thompson	DL	6-4	230	Soph.-HS	Baltimore, Md./Benjamin Franklin HS
92	Khaleel Castillo	DL	6-0	270	Sr.-1L	Houston, Texas/Bellair HS (Erie CC)
93	Anthony Meyers	DL	6-2	352	Soph.-TR	Washington, Ga./Washington-Wilkes HS (Paine)
94	Stephen Bundy	DL	6-3	298	Jr.-TR	Gilbert, Ariz./Gilbert HS (Scottsdale CC)
95	DiShawn Ray	DL	6-4	305	Jr.-2L	Jesup, Ga./Wayne County HS
98	Junior Estelus	DL	6-1	322	R-Sr.-2L	West Palm Beach, Fla./Lake Worth HS (Western Michigan)
99	Jarren Davis	DL	6-3	271	R-Soph.-1L	Jacksonville, Fla./Stanton HS

COACHING STAFF

Head Coach: Terry Sims (First season | Knoxville, 1994)
Asst. HC/ TEs: Lawal McCray (Sixth season, Bethune-Cookman, 1991)
Assoc. HC/Def. Coord.: Charles "Yogi" Jones (Sixth season | Pittsburgh, 1983)
Offensive Coordinator/QBs: Jim Pry (Fourth season | Marshall, 1974)
Special Teams Coordinator: Aashon Larkins (First season | Lehigh, 2003)
Cornerbacks: Terry Williams (17th season | Bethune-Cookman, 1988)
Defensive Line: Earl Lane (Fifth season | Northwood, 1980)
Offensive Line: John Powers (Sixth season | Villanova, 1990)
Running Backs: Carl Franks (Second season | Duke, 1983)
Safeties: Darrin Hayes (First season | Knoxville, 1993)
Wide Receivers: Will Glover (First season | Clayton State, 2009)

SUPPORT STAFF

Football Operations: Jeff Fagan (22nd season | Bethune-Cookman, 1981)
Player Personnel: Jean Dessein (First season | Bethune-Cookman, 2013)
Quality Control (Defense): Ryan Lewis (Second season | Bethune-Cookman, 2012)
Quality Control (Offense): Matt Johnson (First season | Bethune-Cookman, 2010)
Defensive Analyst: Tim Burke (First season | Bethune-Cookman, 2014)
Strength Coach: Corliss Fingers (First season | North Carolina, 1992)
Athletic Trainer: Scott Armstrong (Second season | Texas State, 2006)
Media & Video Coordinator: Russell Delaughter
Equipment Coordinator: Michael Humphrey
Administrative Asst. to the Head Coach: Lakiah Robinson

ALPHABETICAL ROSTER

NO	NAME	POS
95	DiShawn Ray	DL
22	Diquan Richardson	SAF
28	Cameron Rigby	RB
9	Veion Robinson	LB
87	Nicholas Roos	TE
18	Andre Scott	WR
33	Ky're Simmons	DB
34	Ty're Simmons	DB
16	Donald Smith	LB
44	Jason Smith, Jr.	LB
58	Jamal Thomas	DL
30	Jamaruz Thompkins	RB
91	Kevin Thompson	DL
63	Jarrett Tingler	OL
78	Travis Turner	OL
11	Robert Way	LB
76	Demetrius Weaver	OL
23	Michael Westray	DB
26	Cary White	RB
75	Troy Wilkins	OL
10	Akevious Williams	QB
25	Arthur Williams	DB
3	Quentin Williams	QB
84	Milton Williams	WR
51	Tony Williams	DL
8	Jaime Wilson	WR
52	Romia Wilson	OL
50	DeMarcus Womack	DL
48	Brandon Woods	CB